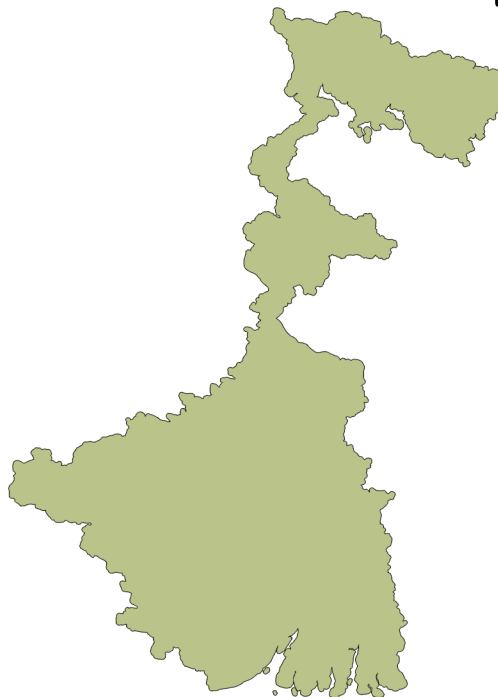


# ICMR-National Centre for Disease Informatics and Research

## Profile of Cancer and Related Factors - West Bengal

**2021**



# West Bengal

## Profile of Cancer and Related Factors

### Background

Non Communicable Diseases (NCDs) include cardiovascular disease (heart attack and stroke), diabetes, cancer, and chronic respiratory diseases. In India, NCDs' are responsible for 63% of the deaths, among which cancers account for 9% of deaths.<sup>[1]</sup> Cancer is a disease characterized by uncontrolled growth of the body cells in any part, which can spread to other parts of the body. The normal cells in the body are transformed into tumour cells, resulting from an interaction between an individual's genetic factors and exposure to external agents or 'carcinogens'. Many behavioural and environmental risk factors, such as tobacco use, alcohol use, unhealthy diet, physical inactivity, obesity, infections, air pollution, are associated with the risk of developing cancer. Close to half of the cancer deaths can be avoided by the prevention and control of risk factors.<sup>[2]</sup>

In India, the National Cancer Registry Programme (NCRP) has systematically collected data on cancer since 1981. The NCRP is implemented by National Centre for Disease Informatics and Research (NCDIR) of the Indian Council of Medical Research at Bengaluru. Cancer data is collected through a network of population-based cancer registries (PBCRs) and hospital-based cancer registries (HBCRs).

The Cancer Fact Sheet presents the epidemiological profile and pattern of cancer in West Bengal, based on findings from the 'Report of National Cancer Registry Programme 2020' <sup>[3]</sup>. In addition, related information on the socio-demographic profile, health status indicators and health infrastructure are also presented. These have a significant bearing on the occurrence and outcome of cancer.

### Methodology used in cancer profile description

The cancer statistics presented in Section I are described in terms of cancer incidence, cumulative risk, leading sites of cancer and proportion of cancers in sites associated with tobacco use. These indicators are based on data from 2012-15 and calculated for the Population Based Cancer Registry areas (as shown in Section I). Cancer incidence and cumulative risk are defined as-

(i) *Cancer incidence*

- Crude incidence rate: The number of new cancers per 100,000 persons
- Age adjusted incidence rate: The incidence rate a population would have if that population had a standard age structure. It is expressed as the number of new cancer cases per 100,000 population using world standard population.
- Age specific incidence rate: The number of new cancers per 100,000 persons in a specific age category.
- Cancer incidence rates for childhood cancers are expressed as per million.

(ii) **Cumulative risk** : Cumulative risk (probability that an individual will be diagnosed with cancer [0 to 74 year old age group] in the absence of any competing cause of death and assuming that the current trends prevail over time).

The Clinical Extent of Disease at presentation (%) for cancers of selected anatomical sites has been calculated from two HBCRs in the state. However, this may not be representative for the entire state.

Projected incidence of cancer cases is given for the state for the year 2020 and 2025 according to gender using incidence data from the composite period of 2012-2016 was used as a reference.

## I. CANCER PROFILE

### A. DESCRIPTION OF THE NATIONAL CANCER REGISTRY PROGRAMME IN WEST BENGAL

#### Population Based Cancer Registry- Reports on cancer incidence in a defined geographic area

<b>Location</b>	Chittaranjan National Cancer Institute (CNCI)
<b>Establishment Year</b>	2005
<b>Coverage Area</b>	Kolkata Municipal Corporation
<b>Area (in Sq.km)</b>	206.08
<b>Urban &amp; Rural (%)</b>	100.0% & 0.0%

#### Hospital Based Cancer Registry: Reports on the clinical profile of patients availing of care at a specific hospital


- Number of Hospitals: 5**
- Tata Medical Center, Kolkata
  - Chittaranjan National Cancer Institute, Kolkata
  - Apollo Gleneagles Hospitals, Kolkata
  - Peerless Hospital & Research Centre Ltd, Kolkata
  - Saroj Gupta Cancer Centre & Research Institute, Kolkata

### B. CANCER INCIDENCE AND RISK


#### Average Annual number of cases and Incidence rates per 100,000 of all ages



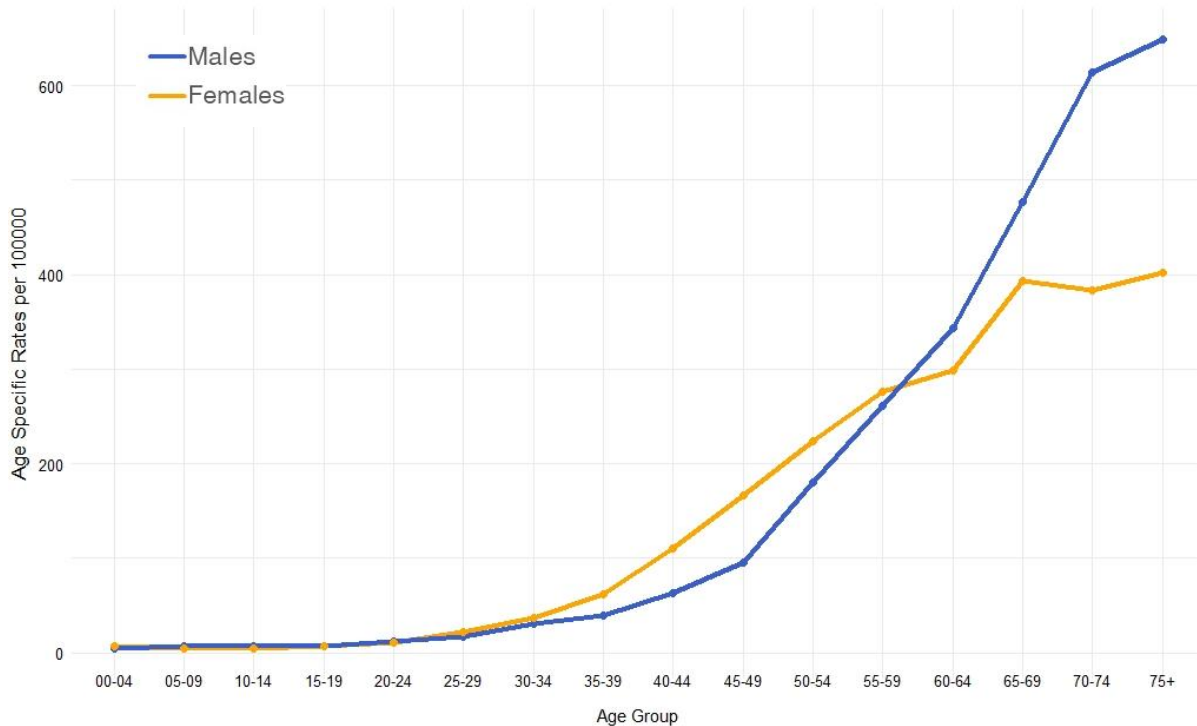
### Age adjusted Incidence rates of childhood cancers per million



### Cumulative risk of developing cancer of any site in 0-74 years of age group

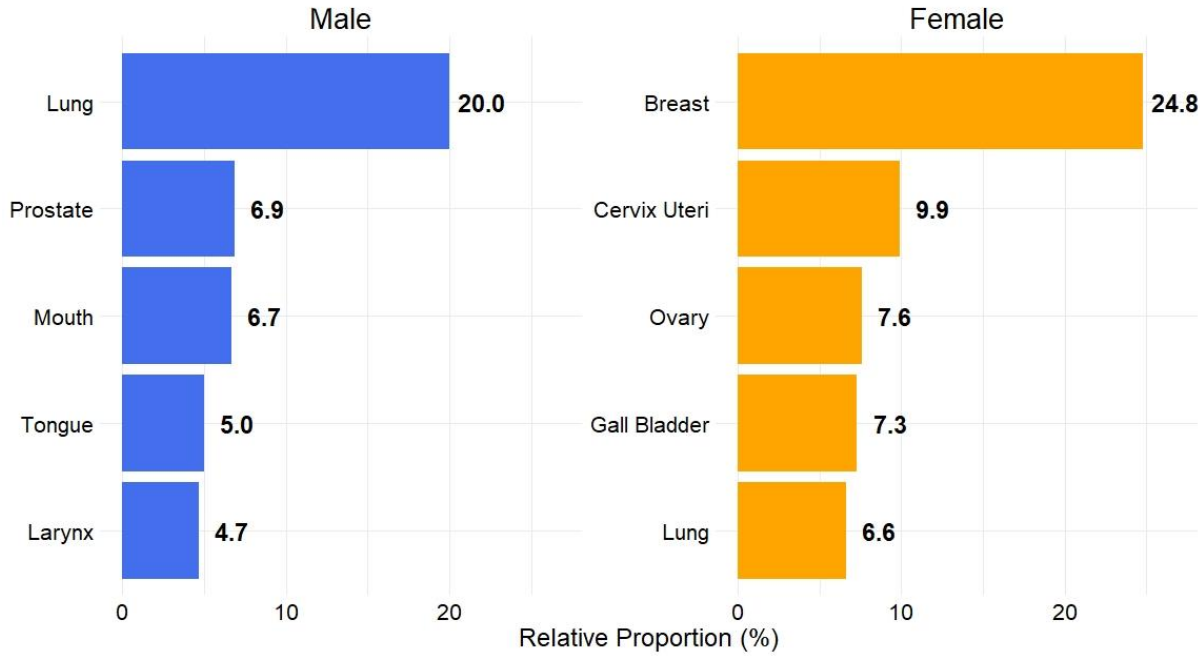


### Age Specific Incidence Rates (All sites of Cancer)




### C. Leading Cancer Sites

Five Leading Sites of Cancers



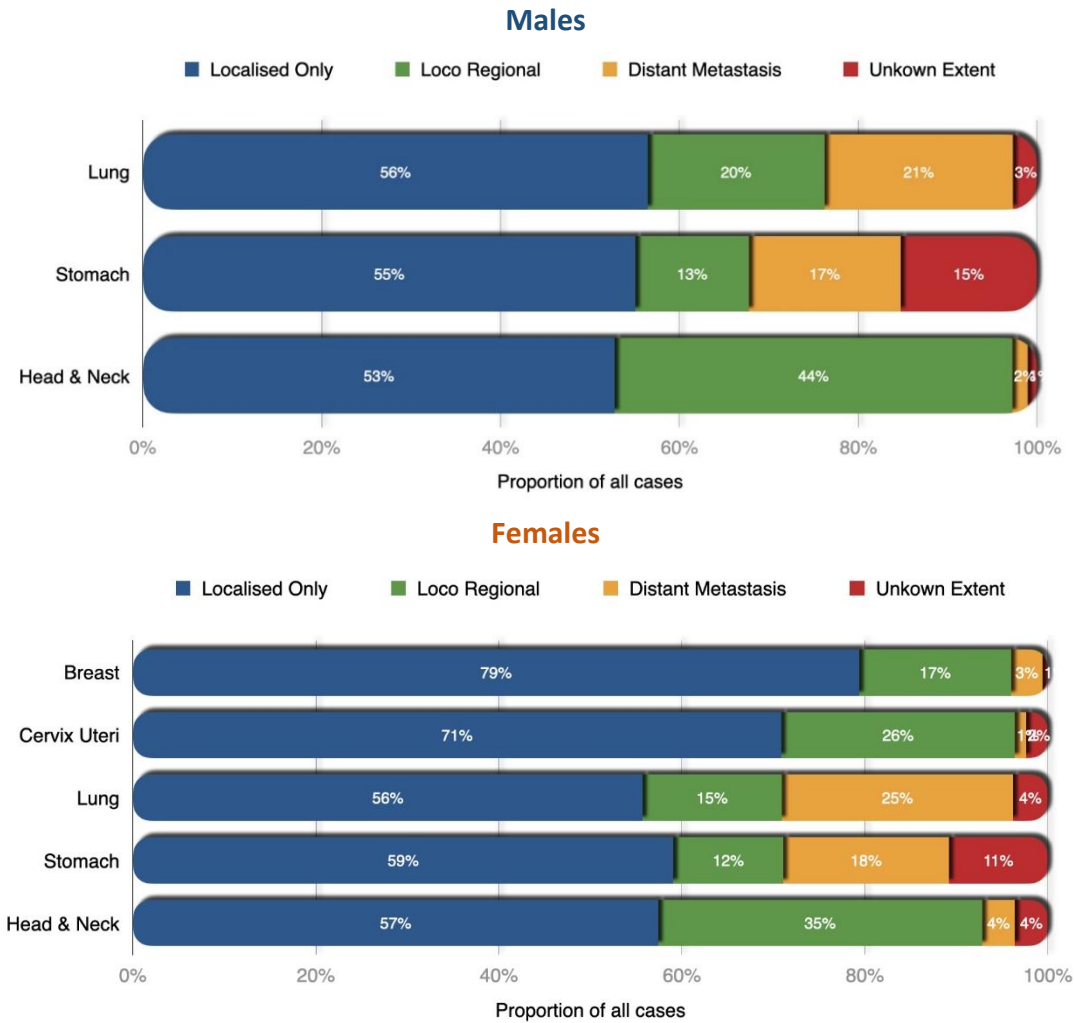
Proportion (%) of Cancer Sites associated with the use of tobacco



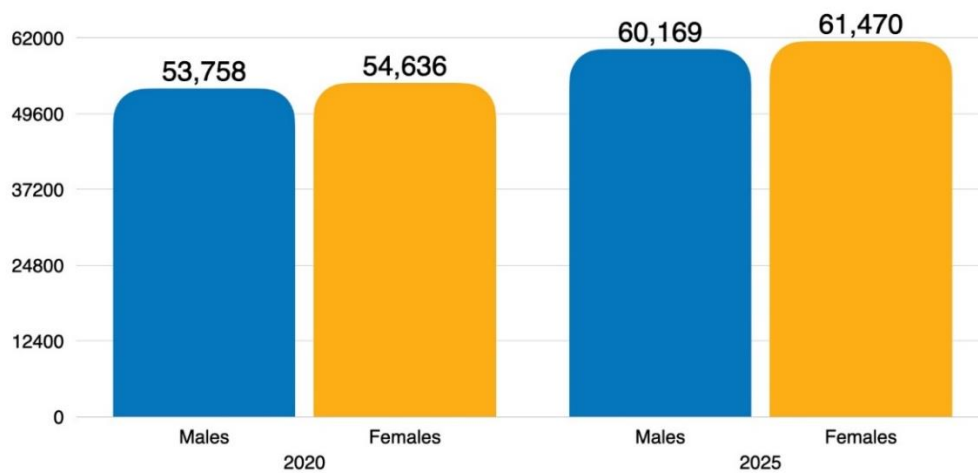
Others - Lip, Other oropharynx, Hypopharynx, and Pharynx Unspecified

## D. Clinical Profile

### Clinical Extent of Disease at presentation for cancers of selected anatomical sites



### Projected Incidence of cancer cases for 2025



## II. CANCER RELATED INFORMATION

### A. Socio-demographic profile <sup>[4]</sup>

(a) Population	Total	9,12,76,115
	Males	4,68,09,027
	Females	4,44,67,088
	Gender Ratio	950
(b) Literacy Rate	Total	76.3 %
	Males	81.7 %
	Females	70.5 %

### B. Health Indicators

(a) Life Expectancy (2016) <sup>[5]</sup>	Males	68.1 years
	Females	71.3 years
(b) Proportion of total disease burden from NCDs' <sup>[5]</sup>		62.7 %
(c) Proportion of NCDs' Medically Certified Deaths – Neoplasms <sup>[6]</sup>		2.8 %
(d) Prevalence of cancer related risk factors Prevalence of current tobacco use (smoking and/or smokeless)-in adults over 15 years of age <sup>[7]</sup>	Total	33.5 %
	Males	48.5 %
	Females	17.9 %
Prevalence of alcohol use in males and females (age 15-49 years) <sup>[8]</sup>	Males	18.1 %
	Females	1.1 %
Proportion of consumption of dark green leafy vegetables at least once a week in males and females from 15 to 49 years of age <sup>[8]</sup>	Males	98.4 %
	Females	97.5 %
Proportion of consumption of fruits at least once a week in males and females from 15 to 49 years of age <sup>[8]</sup>	Males	47.0 %
	Females	47.1 %
Proportion of households using clean fuel for cooking <sup>[8]</sup>		40.2 %
Proportion of households reporting exposure to second hand smoke <sup>[8]</sup>		59.4 %
Proportion of overweight/obesity in males and females (age 15-49 years) <sup>[8]</sup>	Males	16.2 %
	Females	22.7 %
(e) Prevalence of other NCDs' <sup>[8]</sup> Hypertension (age 15-49 years)		

	Males	20.1 %
	Females	20.5 %
<hr/>		
Raised random blood glucose level (age 15-49 years)		
	Males	21.3 %
	Females	17.5 %
<hr/>		
<b>C. Health Infrastructure</b>		
<hr/>		
(a)	Government health facilities <sup>[9]</sup>	
	• Sub-centres + Health and Wellness Centres – Sub Centres (HWC-SCs)	10357
	• Primary Health Centres + Health and Wellness Centres - Primary Health Centres (HWC-PHCs)	1356
	• Community Health Centres	387
	• District hospitals	23
<hr/>		
(b)	Number of medical colleges <sup>[10]</sup>	26
<hr/>		
(c)	Regional / Tertiary Cancer Care Centres <sup>[11],[12]</sup>	
	▪ Chittaranjan National Cancer Institute, Kolkata (RCC*)	
	▪ Government Medical College, Burdwan (TCCC**)	
	▪ Murshidabad Medical College & Hospital, Berhampore, Murshidabad(TCCC**)	
	▪ Sagore Dutta Memorial Medical College and Hospital, Kolkata(TCCC**)	
<hr/>		
(d)	State Government Health Schemes <sup>[13]</sup>	
	▪ Swasthya Sathi	
<hr/>		

\*Regional Cancer Centre

\*\* Tertiary Cancer Care Centre



## References:

1. WHO: World Health Statistics 2019: Monitoring Health for the SDGs. Geneva, Switzerland, World Health Organization, 2018
2. WHO. Preventing cancer. Available on:.
3. Report of National Cancer Registry Programme (ICMR-NCDIR), Bengaluru, India 2020. [https://www.ncdirindia.org/All\\_Reports/Report\\_2020/default.aspx](https://www.ncdirindia.org/All_Reports/Report_2020/default.aspx)
4. Census 2011. Office of the Registrar General & Census Commissioner, India. Ministry of Home Affairs, Government of India.
5. India: Health of the Nation's States — The India State-Level Disease Burden Initiative. New Delhi: ICMR, PHFI, and IHME; 2017.
6. Office of the registrar general, India. Government of India, Report on medical certification of cause of death 2018
7. Tata Institute of Social Sciences (TISS), Mumbai and Ministry of Health and Family Welfare, Government of India. Global Adult Tobacco Survey GATS 2 India 2016-17.
8. International Institute for Population Sciences (IIPS) and ICF. National family Health Survey (NFHS 5), State Factsheet- West Bengal 2019-20: India. Mumbai:IIPS
9. International Institute for Population Sciences (IIPS) and ICF. 2017. National Family Health Survey (NFHS-4), 2015-16: India. Mumbai: IIPS.
10. Government of India. Ministry of Health and Family Welfare. Statistics Division. Rural Health Statistics, 2018-19.
11. National Medical Commission. ([www.nmc.org.in](http://www.nmc.org.in))
12. Press Information Bureau (<https://pib.gov.in/PressReleasePage.aspx?PRID=1576623>)
13. National Cancer Control Programme (<https://main.mohfw.gov.in/Organisation/Departments-of-Health-and-Family-Welfare/national-cancer-control-programme>)
14. Government of West Bengal (<https://swasthyasathi.gov.in/>)

Suggested citation :

**Profile of cancer and related factors: West Bengal (ICMR-NCDIR), Bengaluru, India 2021**

### Contact Information

**The Director,**  
ICMR – National Centre for Disease Informatics and Research  
Nirmal Bhawan, ICMR Complex, Poojanhalli Road,  
Off NH-7, Adjacent to Trumpet Flyover of KIAL,  
Kannamangala Post, Bengaluru – 562 110, India.  
Tel: 080 – 2217 6400 | Email : [director-ncdir@icmr.gov.in](mailto:director-ncdir@icmr.gov.in)



<https://www.ncdirindia.org/>



@ncdirindia

## **ICMR - National Centre for Disease Informatics and Research**

II Floor of Nirmal Bhawan, ICMR Complex  
Poojanhalli Road, Off NH-7,  
Adjacent to Trumpet Flyover of BIAL  
Kannamangala Post Bengaluru - 562 110. India.



[www.ncdirindia.org](http://www.ncdirindia.org)



[@ncdirindia](https://twitter.com/ncdirindia)



[ncdirindia](https://www.facebook.com/ncdirindia)