

Figure MIZ-1
Population Pyramid showing Age Distribution: 2012-2014
MIZORAM STATE

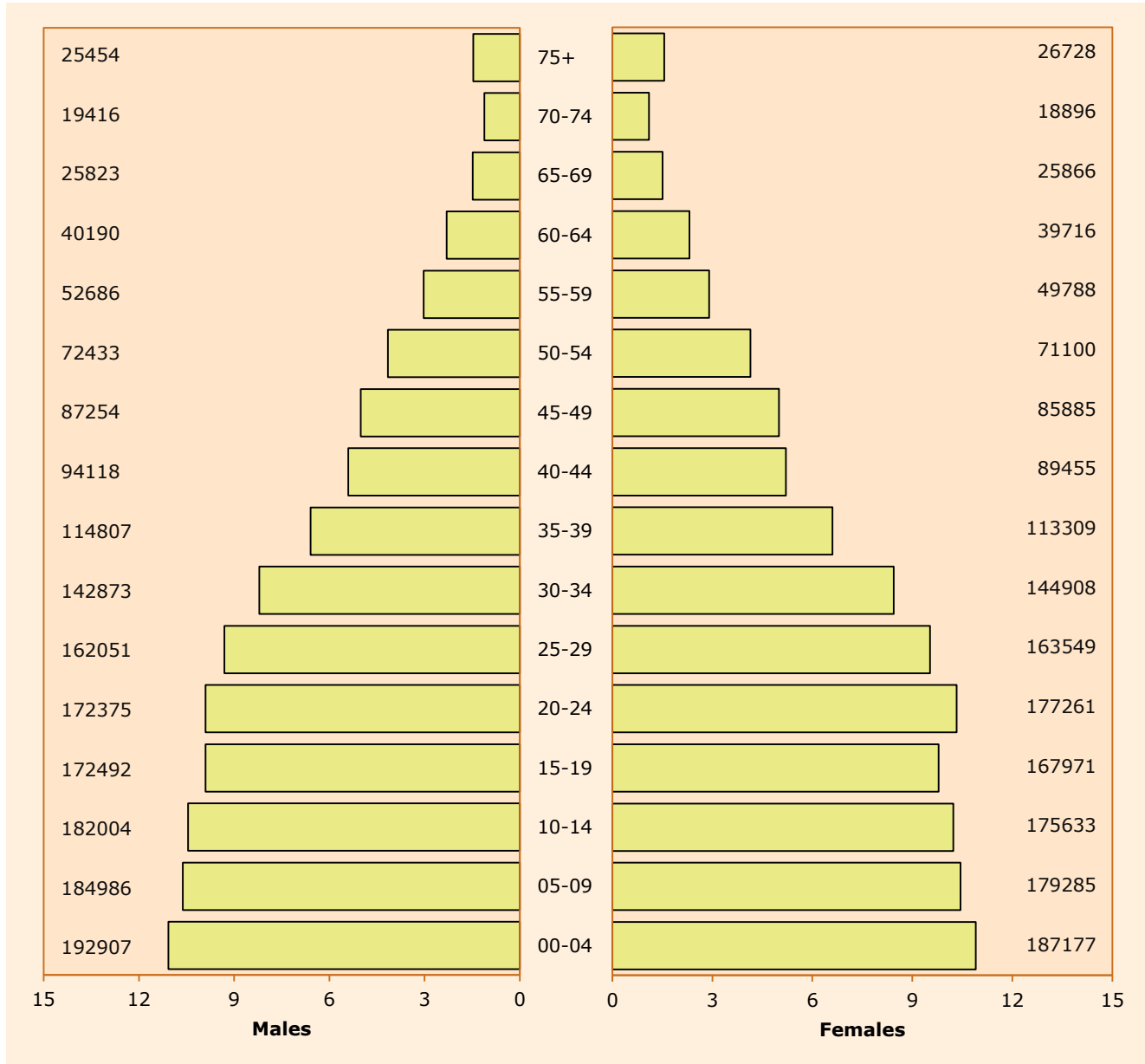


TABLE MIZ-2
Population by Five Year Age Group and Gender: 2012 - 2014
Number and Relative Proportion(%)
MIZORAM STATE

Age Group	Males		Females	
	Number	%	Number	%
00-04	192907	11.07	187177	10.90
05-09	184986	10.62	179285	10.44
10-14	182004	10.45	175633	10.23
15-19	172492	9.90	167971	9.79
20-24	172375	9.90	177261	10.33
25-29	162051	9.30	163549	9.53
30-34	142873	8.20	144908	8.44
35-39	114807	6.59	113309	6.60
40-44	94118	5.40	89455	5.21
45-49	87254	5.01	85885	5.00
50-54	72433	4.16	71100	4.14
55-59	52686	3.02	49788	2.90
60-64	40190	2.31	39716	2.31
65-69	25823	1.48	25866	1.51
70-74	19416	1.11	18896	1.10
75+	25454	1.46	26728	1.56
Total	1741869	100.00	1716527	100.00

TABLE MIZ-3(a): Number of Incident Cancers by Five Year Age Group and Site (ICD-10): 2012 - 2014 - Males

%= Relative Proportion of Cancers of All Sites

MIZORAM STATE

ICD-10	Site	00-04	05-09	10-14	15-19	20-24	25-29	30-34	35-39	40-44	45-49	50-54	55-59	60-64	65-69	70-74	75+	Unkn	Total	%	
C00	Lip	-	-	-	-	-	-	-	-	-	1	1	-	-	-	-	-	-	2	0.08	
C01-C02	Tongue	-	-	-	-	1	-	2	1	8	7	11	7	5	2	2	3	-	49	1.91	
C03-C06	Mouth	-	-	-	-	-	-	1	-	5	5	9	8	5	2	2	1	-	38	1.48	
C07-C08	Salivary Gland	-	-	-	-	-	-	-	1	1	-	-	1	1	-	1	-	-	5	0.19	
C09	Tonsil	-	-	-	-	-	-	-	1	5	3	4	1	5	1	-	1	-	21	0.82	
C10	Oth. Oropharynx	-	-	-	-	-	-	-	1	2	2	4	1	-	1	1	-	-	12	0.47	
C11	Nasopharynx	-	-	-	1	-	-	2	2	4	11	7	12	11	7	4	3	-	64	2.49	
C12-C13	Hypopharynx	-	-	-	-	1	1	1	5	10	9	37	24	19	9	7	6	-	129	5.03	
C14	Pharynx Unspecified	-	-	-	-	-	-	-	-	2	3	2	7	1	-	1	-	-	16	0.62	
C15	Oesophagus	-	-	-	-	1	-	3	14	31	73	87	92	47	35	16	17	-	416	16.21	
C16	Stomach	-	-	-	-	1	2	2	5	20	30	64	54	70	60	74	92	1	475	18.50	
C17	Small Intestine	-	-	-	-	-	-	-	-	-	-	-	1	1	-	1	1	-	4	0.16	
C18	Colon	-	-	-	-	1	2	1	1	4	8	6	4	8	8	6	16	-	65	2.53	
C19-C20	Rectum	-	-	-	-	-	-	2	3	2	7	9	5	11	13	13	8	14	-	87	3.39
C21	Anus & Anal Canal	-	-	-	-	-	-	-	-	-	-	-	-	1	1	-	1	-	3	0.12	
C22	Liver	1	-	1	-	-	2	2	7	19	15	18	12	21	17	10	15	-	140	5.45	
C23-C24	Gallbladder etc.	-	-	-	-	-	-	2	2	1	-	5	2	2	4	1	3	-	22	0.86	
C25	Pancreas	-	-	-	-	-	-	-	-	1	3	4	6	3	6	6	5	-	34	1.32	
C30-C31	Nose, Sinuses etc.	-	-	-	-	-	-	-	1	2	-	2	-	-	2	-	2	-	9	0.35	
C32	Larynx	-	-	-	-	-	-	-	1	8	4	19	14	13	9	1	4	-	73	2.84	
C33-C34	Lung etc.	-	-	-	-	-	-	2	3	4	16	24	40	69	56	53	95	-	362	14.10	
C37-C38	Other Thoracic Organs	-	-	-	-	-	-	-	-	-	-	-	-	1	-	-	-	-	1	0.04	
C40-C41	Bone	-	1	1	-	1	-	-	-	2	-	-	1	-	-	-	3	-	9	0.35	
C43	Melanoma of Skin	-	-	-	-	-	-	-	-	-	-	-	-	-	-	-	-	-	-	-	
C44	Other Skin	-	1	-	-	1	-	-	1	1	1	1	1	1	4	1	6	-	19	0.74	
C45	Mesothelioma	-	-	-	-	-	-	-	-	-	-	-	-	-	-	-	-	-	-	-	
C46	Kaposi Sarcoma	-	-	-	-	-	-	-	-	-	-	-	-	-	-	-	-	-	-	-	
C47+C49	Conn. & Soft Tissue	-	-	-	1	-	1	-	-	-	-	2	-	-	-	1	2	-	7	0.27	
C50	Breast	-	-	-	-	-	-	-	-	1	-	-	2	-	1	-	-	-	4	0.16	
C60	Penis	-	-	-	-	-	-	-	2	1	3	2	2	-	4	1	1	-	16	0.62	
C61	Prostate	-	-	-	-	-	-	-	-	-	1	1	2	1	4	7	18	-	34	1.32	
C62	Testis	2	-	-	1	-	-	1	-	1	-	-	1	1	-	-	-	-	7	0.27	
C63	Other Male Genital	-	-	-	-	-	-	-	1	-	1	-	-	-	-	-	1	-	3	0.12	
C64	Kidney etc.	2	1	-	-	-	2	-	-	-	1	1	-	-	1	2	1	-	11	0.43	
C65	Renal Pelvis	-	-	-	-	-	-	-	-	-	-	-	-	-	-	-	-	-	-	-	
C66	Ureter	-	-	-	-	-	-	-	-	-	-	-	1	-	-	-	1	-	2	0.08	
C67	Urinary Bladder	-	-	-	-	-	-	-	2	1	2	1	4	1	7	3	7	-	28	1.09	
C68	Uns.Urinary Organs	-	-	-	-	-	-	-	-	-	-	-	-	-	-	1	1	-	2	0.08	
C69	Eye	2	-	-	-	-	1	-	-	1	1	-	-	-	-	1	-	-	6	0.23	
C70-C72	Brain, Nervous System	2	-	2	-	1	1	1	1	1	-	1	6	1	2	2	2	-	23	0.90	
C73	Thyroid	-	1	-	-	-	-	1	-	-	-	-	1	-	4	1	4	-	12	0.47	
C74	Adrenal Gland	-	-	-	-	-	-	-	-	-	-	-	-	-	-	-	-	-	-	-	
C81	Hodgkins Disease	-	-	-	-	-	-	-	-	-	-	-	-	-	-	-	-	-	-	-	
C82-C85	NHL	1	-	2	2	-	-	2	5	2	5	1	3	2	4	3	5	-	37	1.44	
C88	Malig Imn.Prol D	-	-	-	-	-	-	-	-	-	-	-	-	-	-	-	-	-	-	-	
C90	Multiple Myeloma	-	-	-	-	-	-	-	-	-	-	-	1	-	1	1	1	-	4	0.16	
C91	Lymphoid Leuk.	4	3	3	1	-	-	-	-	-	-	1	1	1	2	1	1	-	18	0.70	
C92-C94	Myeloid Leukaemia	-	-	-	1	2	4	3	2	1	3	-	4	2	-	1	2	-	25	0.97	
C95	Leukaemia Uns	-	-	-	1	1	-	-	-	1	1	1	1	-	1	1	1	-	9	0.35	
C96	CMD,O&U LMH	-	1	-	1	-	1	2	1	1	-	-	1	1	-	1	1	-	11	0.43	
O&U*	Other and Uns	4	2	2	-	1	-	3	12	10	28	24	35	25	27	27	53	-	253	9.86	
	All Sites	18	10	11	9	12	19	34	74	158	246	345	364	332	295	249	390	1	2567	100.0	

* O&U includes the Sites(ICD-10:C26, C39, C48, C75, C76, C77, C78, C79, C80, C97)

TABLE MIZ-3(b): Number of Incident Cancers by Five Year Age Group and Site (ICD-10): 2012 - 2014 - Females

%= Relative Proportion of Cancers of All Sites

MIZORAM STATE

ICD-10	Site	00-04	05-09	10-14	15-19	20-24	25-29	30-34	35-39	40-44	45-49	50-54	55-59	60-64	65-69	70-74	75+	Unkn	Total	%
C00	Lip	-	-	-	-	-	-	-	-	-	-	2	-	1	-	1	1	-	5	0.24
C01-C02	Tongue	-	-	-	-	-	-	-	-	-	1	2	1	-	1	2	3	-	10	0.48
C03-C06	Mouth	-	-	-	-	-	-	-	1	1	4	1	2	1	1	2	8	-	21	1.01
C07-C08	Salivary Gland	-	-	-	-	-	-	-	-	-	-	2	1	2	-	-	-	-	5	0.24
C09	Tonsil	-	-	-	-	-	-	-	-	2	-	1	2	2	-	-	-	-	7	0.34
C10	Oth. Oropharynx	-	-	-	-	-	-	-	-	-	-	-	-	-	-	-	-	-	-	-
C11	Nasopharynx	-	-	-	-	2	-	1	3	4	3	6	1	2	7	-	2	-	31	1.48
C12-C13	Hypopharynx	-	-	-	-	-	-	-	-	4	2	2	1	4	1	-	-	-	14	0.67
C14	Pharynx Unspecified	-	-	-	-	-	-	-	-	-	-	-	-	-	-	-	-	-	-	-
C15	Oesophagus	-	-	-	-	-	-	-	-	2	12	15	16	17	12	6	7	-	87	4.16
C16	Stomach	-	-	-	-	-	6	5	10	10	16	29	20	40	37	24	38	-	235	11.25
C17	Small Intestine	-	-	-	-	-	-	-	-	-	-	1	1	3	-	1	2	-	8	0.38
C18	Colon	-	-	-	-	2	2	2	-	5	2	5	4	1	8	6	11	-	48	2.30
C19-C20	Rectum	-	1	-	-	1	2	2	-	1	2	5	7	6	5	7	9	-	48	2.30
C21	Anus & Anal Canal	-	-	-	-	-	-	-	-	-	-	-	-	-	-	-	3	-	3	0.14
C22	Liver	-	-	-	-	-	1	4	2	4	9	16	10	11	9	5	10	-	81	3.88
C23-C24	Gallbladder etc.	-	-	-	-	-	-	-	3	3	4	5	5	5	4	7	7	-	43	2.06
C25	Pancreas	-	-	-	-	-	-	-	1	-	-	2	2	-	3	3	4	-	15	0.72
C30-C31	Nose, Sinuses etc.	-	-	-	1	-	-	-	-	-	-	-	-	1	-	2	1	-	5	0.24
C32	Larynx	-	-	-	-	1	-	-	1	-	1	3	-	-	3	2	1	-	12	0.57
C33-C34	Lung etc.	-	-	-	1	1	-	5	3	4	8	23	35	44	50	62	90	-	326	15.61
C37-C38	Other Thoracic Organs	-	1	-	-	-	-	-	-	-	-	-	-	-	-	-	-	-	1	0.05
C40-C41	Bone	2	-	2	2	-	-	-	-	2	-	3	-	1	-	1	-	-	13	0.62
C43	Melanoma of Skin	-	-	-	-	-	-	-	-	-	-	-	-	-	-	-	-	-	-	-
C44	Other Skin	-	-	-	1	-	-	2	-	1	1	2	1	2	-	3	7	-	20	0.96
C45	Mesothelioma	-	-	-	-	-	-	-	-	-	-	-	-	-	-	-	-	-	-	-
C46	Kaposi Sarcoma	-	-	-	-	-	-	-	-	-	-	-	-	-	-	-	-	-	-	-
C47+C49	Conn. & Soft Tissue	-	-	1	-	-	-	-	-	-	-	-	-	-	-	-	-	-	1	0.05
C50	Breast	-	-	-	-	3	5	16	33	44	39	45	31	23	18	9	5	-	271	12.97
C51	Vulva	-	-	-	-	-	-	-	-	-	1	-	1	-	-	-	1	-	3	0.14
C52	Vagina	-	-	-	-	-	-	-	-	-	-	-	1	-	-	-	-	-	1	0.05
C53	Cervix Uteri	-	-	-	-	5	3	26	49	66	56	52	30	22	11	5	8	-	333	15.94
C54	Corpus Uteri	-	-	-	-	-	-	1	1	-	4	3	6	2	-	-	-	-	17	0.81
C55	Uterus Unspecified	-	-	-	-	1	-	-	1	1	-	1	2	-	-	-	1	-	7	0.34
C56	Ovary etc.	-	-	-	1	4	4	7	6	8	7	6	3	1	2	5	2	-	56	2.68
C57	Other Female Genital	-	-	-	-	-	-	-	-	-	-	-	-	-	-	-	-	-	-	-
C58	Placenta	-	-	-	-	2	2	-	-	-	1	-	-	-	-	-	-	-	5	0.24
C64	Kidney etc.	2	-	-	-	-	-	-	-	1	-	-	-	-	2	-	-	-	5	0.24
C65	Renal Pelvis	-	-	-	-	-	-	-	-	-	-	-	-	-	-	-	-	-	-	-
C66	Ureter	-	-	-	-	-	-	-	-	-	-	-	-	-	-	-	-	-	-	-
C67	Urinary Bladder	-	-	-	-	-	-	-	1	1	1	2	-	4	3	5	4	-	21	1.01
C68	Uns.Urinary Organs	-	-	-	-	-	-	-	-	-	-	-	-	-	-	-	-	-	-	-
C69	Eye	1	-	-	-	-	-	-	-	-	-	1	-	-	-	-	1	-	3	0.14
C70-C72	Brain, Nervous System	-	2	1	1	-	-	1	2	5	1	3	1	5	5	5	1	-	33	1.58
C73	Thyroid	-	-	-	1	4	4	7	5	-	4	6	5	4	2	1	6	-	49	2.35
C74	Adrenal Gland	-	-	-	-	-	-	-	-	-	-	-	-	-	-	-	-	-	-	-
C81	Hodgkins Disease	-	-	-	-	-	-	-	-	-	-	-	-	-	-	-	-	-	-	-
C82-C85	NHL	-	-	-	-	-	-	1	2	1	1	1	1	1	2	2	4	-	16	0.77
C88	Malig Imn.Prol D	-	-	-	-	-	-	-	-	-	-	-	-	-	-	-	-	-	-	-
C90	Multiple Myeloma	-	-	-	-	-	-	-	-	-	-	-	-	-	-	1	-	-	1	0.05
C91	Lymphoid Leuk.	3	2	1	1	2	-	-	-	-	-	1	-	-	-	2	-	-	12	0.57
C92-C94	Myeloid Leukaemia	1	1	1	1	-	4	1	5	2	1	-	1	4	-	2	-	-	24	1.15
C95	Leukaemia Uns	-	1	1	-	-	2	1	1	-	-	-	1	-	1	-	-	-	8	0.38
C96	CMD,O&U LMH	-	1	1	-	-	-	-	1	-	1	-	2	-	-	-	1	-	7	0.34
O&U*	Other and Uns	2	-	1	2	2	3	5	9	8	9	21	21	21	22	19	33	-	178	8.52
	All Sites	11	9	9	12	30	38	87	140	180	191	267	215	230	209	190	271	-	2089	100.0

* O&U includes the Sites(ICD-10:C26, C39, C48, C75, C76, C77, C78, C79, C80, C97)

**TABLE MIZ-4(a): Average Annual Age Specific, Crude (CR),
Age Adjusted (AAR) (with Standard Error (SE)) and Truncated (35-64 yrs) (TR)
Incidence Rate per 100,000 population:2012 - 2014 - Males
MIZORAM STATE**

ICD-10	00-04	05-09	10-14	15-19	20-24	25-29	30-34	35-39	40-44	45-49	50-54	55-59	60-64	65-69	70-74	75+	CR	AAR	SE	TR
C00	-	-	-	-	-	-	-	-	-	1.1	1.4	-	-	-	-	-	0.1	0.14	0.10	0.4
C01-C02	-	-	-	-	0.6	-	1.4	0.9	8.5	8.0	15.2	13.3	12.4	7.7	10.3	11.8	2.8	3.64	0.53	9.1
C03-C06	-	-	-	-	-	-	0.7	-	5.3	5.7	12.4	15.2	12.4	7.7	10.3	3.9	2.2	2.95	0.49	7.7
C07-C08	-	-	-	-	-	-	-	0.9	1.1	-	-	1.9	2.5	-	5.2	-	0.3	0.39	0.18	0.9
C09	-	-	-	-	-	-	-	0.9	5.3	3.4	5.5	1.9	12.4	3.9	-	3.9	1.2	1.62	0.36	4.6
C10	-	-	-	-	-	-	-	0.9	2.1	2.3	5.5	1.9	-	3.9	5.2	-	0.7	0.89	0.26	2.2
C11	-	-	-	0.6	-	-	1.4	1.7	4.2	12.6	9.7	22.8	27.4	27.1	20.6	11.8	3.7	5.20	0.67	11.6
C12-C13	-	-	-	-	0.6	0.6	0.7	4.4	10.6	10.3	51.1	45.6	47.3	34.9	36.1	23.6	7.4	10.16	0.92	25.1
C14	-	-	-	-	-	-	-	-	2.1	3.4	2.8	13.3	2.5	-	5.2	-	0.9	1.21	0.30	3.6
C15	-	-	-	-	0.6	-	2.1	12.2	32.9	83.7	120.1	174.6	116.9	135.5	82.4	66.8	23.9	32.62	1.63	81.9
C16	-	-	-	-	0.6	1.2	1.4	4.4	21.2	34.4	88.4	102.5	174.2	232.4	381.1	361.4	27.3	41.13	1.93	61.6
C17	-	-	-	-	-	-	-	-	-	-	-	1.9	2.5	-	5.2	3.9	0.2	0.36	0.18	0.6
C18	-	-	-	-	0.6	1.2	0.7	0.9	4.2	9.2	8.3	7.6	19.9	31.0	30.9	62.9	3.7	5.36	0.68	7.6
C19-C20	-	-	-	-	-	1.2	2.1	1.7	7.4	10.3	6.9	20.9	32.3	50.3	41.2	55.0	5.0	7.30	0.81	11.8
C21	-	-	-	-	-	-	-	-	-	-	-	-	2.5	3.9	-	3.9	0.2	0.29	0.17	0.3
C22	0.5	-	0.5	-	-	1.2	1.4	6.1	20.2	17.2	24.9	22.8	52.3	65.8	51.5	58.9	8.0	11.33	0.99	22.1
C23-C24	-	-	-	-	-	-	1.4	1.7	1.1	-	6.9	3.8	5.0	15.5	5.2	11.8	1.3	1.75	0.39	2.8
C25	-	-	-	-	-	-	-	-	1.1	3.4	5.5	11.4	7.5	23.2	30.9	19.6	2.0	3.01	0.53	4.2
C30-C31	-	-	-	-	-	-	-	0.9	2.1	-	2.8	-	-	7.7	-	7.9	0.5	0.71	0.24	1.0
C32	-	-	-	-	-	-	-	0.9	8.5	4.6	26.2	26.6	32.3	34.9	5.2	15.7	4.2	5.97	0.71	14.5
C33-C34	-	-	-	-	-	-	1.4	2.6	4.2	18.3	33.1	75.9	171.7	216.9	273.0	373.2	20.8	32.59	1.74	42.2
C37-C38	-	-	-	-	-	-	-	-	-	-	-	-	2.5	-	-	-	0.1	0.10	0.10	0.3
C40-C41	-	0.5	0.5	-	0.6	-	-	-	2.1	-	-	1.9	-	-	-	11.8	0.5	0.59	0.20	0.7
C43	-	-	-	-	-	-	-	-	-	-	-	-	-	-	-	-	-	-	-	-
C44	-	0.5	-	-	0.6	-	-	0.9	1.1	1.1	1.4	1.9	2.5	15.5	5.2	23.6	1.1	1.57	0.37	1.4
C45	-	-	-	-	-	-	-	-	-	-	-	-	-	-	-	-	-	-	-	-
C46	-	-	-	-	-	-	-	-	-	-	-	-	-	-	-	-	-	-	-	-
C47+C49	-	-	-	0.6	-	0.6	-	-	-	-	2.8	-	-	-	5.2	7.9	0.4	0.50	0.19	0.4
C50	-	-	-	-	-	-	-	-	1.1	-	-	3.8	-	3.9	-	-	0.2	0.33	0.17	0.7
C60	-	-	-	-	-	-	-	1.7	1.1	3.4	2.8	3.8	-	15.5	5.2	3.9	0.9	1.31	0.34	2.1
C61	-	-	-	-	-	-	-	-	-	1.1	1.4	3.8	2.5	15.5	36.1	70.7	2.0	2.99	0.52	1.3
C62	1.0	-	-	0.6	-	-	0.7	-	1.1	-	-	1.9	2.5	-	-	-	0.4	0.46	0.18	0.8
C63	-	-	-	-	-	-	-	0.9	-	1.1	-	-	-	-	-	3.9	0.2	0.20	0.12	0.4
C64	1.0	0.5	-	-	-	1.2	-	-	-	1.1	1.4	-	-	3.9	10.3	3.9	0.6	0.82	0.26	0.4
C65	-	-	-	-	-	-	-	-	-	-	-	-	-	-	-	-	-	-	-	-
C66	-	-	-	-	-	-	-	-	-	-	-	1.9	-	-	-	3.9	0.1	0.15	0.11	0.2
C67	-	-	-	-	-	-	-	1.7	1.1	2.3	1.4	7.6	2.5	27.1	15.5	27.5	1.6	2.45	0.48	2.5
C68	-	-	-	-	-	-	-	-	-	-	-	-	-	-	5.2	3.9	0.1	0.18	0.13	-
C69	1.0	-	-	-	-	0.6	-	-	1.1	1.1	-	-	-	-	5.2	-	0.3	0.41	0.17	0.4
C70-C72	1.0	-	1.1	-	0.6	0.6	0.7	0.9	1.1	-	1.4	11.4	2.5	7.7	10.3	7.9	1.3	1.70	0.37	2.4
C73	-	0.5	-	-	-	-	0.7	-	-	-	-	1.9	-	15.5	5.2	15.7	0.7	1.05	0.32	0.2
C74	-	-	-	-	-	-	-	-	-	-	-	-	-	-	-	-	-	-	-	-
C81	-	-	-	-	-	-	-	-	-	-	-	-	-	-	-	-	-	-	-	-
C82-C85	0.5	-	1.1	1.2	-	-	1.4	4.4	2.1	5.7	1.4	5.7	5.0	15.5	15.5	19.6	2.1	2.74	0.47	4.0
C88	-	-	-	-	-	-	-	-	-	-	-	-	-	-	-	-	-	-	-	-
C90	-	-	-	-	-	-	-	-	-	-	-	1.9	-	3.9	5.2	3.9	0.2	0.37	0.19	0.2
C91	2.1	1.6	1.6	0.6	-	-	-	-	-	-	1.4	1.9	2.5	7.7	5.2	3.9	1.0	1.27	0.31	0.8
C92-C94	-	-	-	0.6	1.2	2.5	2.1	1.7	1.1	3.4	-	7.6	5.0	-	5.2	7.9	1.4	1.61	0.33	2.8
C95	-	-	-	0.6	0.6	-	-	-	1.1	1.1	1.4	1.9	-	3.9	5.2	3.9	0.5	0.67	0.23	0.9
C96	-	0.5	-	0.6	-	0.6	1.4	0.9	1.1	-	-	1.9	2.5	-	5.2	3.9	0.6	0.71	0.23	0.9
O&U*	2.1	1.1	1.1	-	0.6	-	2.1	10.5	10.6	32.1	33.1	66.4	62.2	104.6	139.1	208.2	14.5	20.70	1.33	32.2
All Sites	9.3	5.4	6.0	5.2	7.0	11.7	23.8	64.5	167.9	281.9	476.3	690.9	826.1	1142.4	1282.4	1532.2	147.4	211.5	4.26	372.1

* O&U includes the Sites(ICD-10:C26, C39, C48, C75, C76, C77, C78, C79, C80, C97)

**TABLE MIZ-4(b): Average Annual Age Specific, Crude (CR),
Age Adjusted (AAR) (with Standard Error (SE)) and Truncated (35-64 yrs) (TR)
Incidence Rate per 100,000 population:2012 - 2014 - Females
MIZORAM STATE**

ICD-10	00-04	05-09	10-14	15-19	20-24	25-29	30-34	35-39	40-44	45-49	50-54	55-59	60-64	65-69	70-74	75+	CR	AAR	SE	TR
C00	-	-	-	-	-	-	-	-	-	-	2.8	-	2.5	-	5.3	3.7	0.3	0.42	0.19	0.8
C01-C02	-	-	-	-	-	-	-	-	-	1.2	2.8	2.0	-	3.9	10.6	11.2	0.6	0.84	0.27	0.9
C03-C06	-	-	-	-	-	-	-	0.9	1.1	4.7	1.4	4.0	2.5	3.9	10.6	29.9	1.2	1.66	0.37	2.4
C07-C08	-	-	-	-	-	-	-	-	-	-	2.8	2.0	5.0	-	-	-	0.3	0.42	0.19	1.4
C09	-	-	-	-	-	-	-	-	2.2	-	1.4	4.0	5.0	-	-	-	0.4	0.57	0.22	1.8
C10	-	-	-	-	-	-	-	-	-	-	-	-	-	-	-	-	-	-	-	-
C11	-	-	-	-	1.1	-	0.7	2.6	4.5	3.5	8.4	2.0	5.0	27.1	-	7.5	1.8	2.43	0.46	4.3
C12-C13	-	-	-	-	-	-	-	-	4.5	2.3	2.8	2.0	10.1	3.9	-	-	0.8	1.15	0.31	3.3
C14	-	-	-	-	-	-	-	-	-	-	-	-	-	-	-	-	-	-	-	-
C15	-	-	-	-	-	-	-	-	2.2	14.0	21.1	32.1	42.8	46.4	31.8	26.2	5.1	7.58	0.83	16.2
C16	-	-	-	-	-	3.7	3.5	8.8	11.2	18.6	40.8	40.2	100.7	143.0	127.0	142.2	13.7	20.17	1.35	32.2
C17	-	-	-	-	-	-	-	-	-	-	1.4	2.0	7.6	-	5.3	7.5	0.5	0.71	0.25	1.5
C18	-	-	-	-	1.1	1.2	1.4	-	5.6	2.3	7.0	8.0	2.5	30.9	31.8	41.2	2.8	3.91	0.58	4.0
C19-C20	-	0.6	-	-	0.6	1.2	1.4	-	1.1	2.3	7.0	14.1	15.1	19.3	37.0	33.7	2.8	4.00	0.60	5.6
C21	-	-	-	-	-	-	-	-	-	-	-	-	-	-	-	11.2	0.2	0.22	0.13	-
C22	-	-	-	-	-	0.6	2.8	1.8	4.5	10.5	22.5	20.1	27.7	34.8	26.5	37.4	4.7	6.58	0.75	13.0
C23-C24	-	-	-	-	-	-	-	2.6	3.4	4.7	7.0	10.0	12.6	15.5	37.0	26.2	2.5	3.63	0.57	6.1
C25	-	-	-	-	-	-	-	0.9	-	-	2.8	4.0	-	11.6	15.9	15.0	0.9	1.32	0.35	1.1
C30-C31	-	-	-	0.6	-	-	-	-	-	-	-	-	2.5	-	10.6	3.7	0.3	0.44	0.20	0.3
C32	-	-	-	-	0.6	-	-	0.9	-	1.2	4.2	-	-	11.6	10.6	3.7	0.7	1.01	0.30	1.1
C33-C34	-	-	-	0.6	0.6	-	3.5	2.6	4.5	9.3	32.3	70.3	110.8	193.3	328.1	336.7	19.0	29.25	1.65	31.8
C37-C38	-	0.6	-	-	-	-	-	-	-	-	-	-	-	-	-	-	0.1	0.06	0.06	-
C40-C41	1.1	-	1.1	1.2	-	-	-	-	2.2	-	4.2	-	2.5	-	5.3	-	0.8	0.89	0.25	1.4
C43	-	-	-	-	-	-	-	-	-	-	-	-	-	-	-	-	-	-	-	-
C44	-	-	-	0.6	-	-	1.4	-	1.1	1.2	2.8	2.0	5.0	-	15.9	26.2	1.2	1.54	0.35	1.8
C45	-	-	-	-	-	-	-	-	-	-	-	-	-	-	-	-	-	-	-	-
C46	-	-	-	-	-	-	-	-	-	-	-	-	-	-	-	-	-	-	-	-
C47+C49	-	-	0.6	-	-	-	-	-	-	-	-	-	-	-	-	-	0.1	0.05	0.05	-
C50	-	-	-	-	1.7	3.1	11.0	29.1	49.2	45.4	63.3	62.3	57.9	69.6	47.6	18.7	15.8	19.85	1.25	49.7
C51	-	-	-	-	-	-	-	-	-	1.2	-	2.0	-	-	-	3.7	0.2	0.23	0.13	0.5
C52	-	-	-	-	-	-	-	-	-	-	-	2.0	-	-	-	-	0.1	0.08	0.08	0.3
C53	-	-	-	-	2.8	1.8	17.9	43.2	73.8	65.2	73.1	60.3	55.4	42.5	26.5	29.9	19.4	23.07	1.30	62.0
C54	-	-	-	-	-	-	0.7	0.9	-	4.7	4.2	12.1	5.0	-	-	-	1.0	1.27	0.31	4.0
C55	-	-	-	-	0.6	-	-	0.9	1.1	-	1.4	4.0	-	-	-	3.7	0.4	0.47	0.18	1.1
C56	-	-	-	0.6	2.3	2.4	4.8	5.3	8.9	8.2	8.4	6.0	2.5	7.7	26.5	7.5	3.3	3.74	0.52	6.8
C57	-	-	-	-	-	-	-	-	-	-	-	-	-	-	-	-	-	-	-	-
C58	-	-	-	-	1.1	1.2	-	-	-	1.2	-	-	-	-	-	-	0.3	0.26	0.12	0.2
C64	1.1	-	-	-	-	-	-	-	1.1	-	-	-	-	7.7	-	-	0.3	0.43	0.20	0.2
C65	-	-	-	-	-	-	-	-	-	-	-	-	-	-	-	-	-	-	-	-
C66	-	-	-	-	-	-	-	-	-	-	-	-	-	-	-	-	-	-	-	-
C67	-	-	-	-	-	-	-	0.9	1.1	1.2	2.8	-	10.1	11.6	26.5	15.0	1.2	1.91	0.43	2.4
C68	-	-	-	-	-	-	-	-	-	-	-	-	-	-	-	-	-	-	-	-
C69	0.5	-	-	-	-	-	-	-	-	-	1.4	-	-	-	-	3.7	0.2	0.21	0.12	0.2
C70-C72	-	1.1	0.6	0.6	-	-	0.7	1.8	5.6	1.2	4.2	2.0	12.6	19.3	26.5	3.7	1.9	2.75	0.50	4.2
C73	-	-	-	0.6	2.3	2.4	4.8	4.4	-	4.7	8.4	10.0	10.1	7.7	5.3	22.4	2.9	3.28	0.49	5.7
C74	-	-	-	-	-	-	-	-	-	-	-	-	-	-	-	-	-	-	-	-
C81	-	-	-	-	-	-	-	-	-	-	-	-	-	-	-	-	-	-	-	-
C82-C85	-	-	-	-	-	-	0.7	1.8	1.1	1.2	1.4	2.0	2.5	7.7	10.6	15.0	0.9	1.28	0.33	1.6
C88	-	-	-	-	-	-	-	-	-	-	-	-	-	-	-	-	-	-	-	-
C90	-	-	-	-	-	-	-	-	-	-	-	-	-	-	5.3	-	0.1	0.11	0.11	-
C91	1.6	1.1	0.6	0.6	1.1	-	-	-	-	-	1.4	-	-	-	10.6	-	0.7	0.78	0.24	0.2
C92-C94	0.5	0.6	0.6	0.6	-	2.4	0.7	4.4	2.2	1.2	-	2.0	10.1	-	10.6	-	1.4	1.63	0.35	3.1
C95	-	0.6	0.6	-	-	1.2	0.7	0.9	-	-	-	2.0	-	3.9	-	-	0.5	0.50	0.19	0.4
C96	-	0.6	0.6	-	-	-	-	0.9	-	1.2	-	4.0	-	-	-	3.7	0.4	0.47	0.18	0.9
O&U*	1.1	-	0.6	1.2	1.1	1.8	3.5	7.9	8.9	10.5	29.5	42.2	52.9	85.1	100.6	123.5	10.4	14.68	1.13	22.3
All Sites	5.9	5.0	5.1	7.1	16.9	23.2	60.0	123.6	201.2	222.4	375.5	431.8	579.1	808.0	1005.5	1013.9	121.7	165.8	3.74	296.9

* O&U includes the Sites(ICD-10:C26, C39, C48, C75, C76, C77, C78, C79, C80, C97)

**TABLE MIZ-5(a): Number (#) and Proportion (%) of Cancers by Site
(ICD-10) and Method of Diagnosis: 2012 - 2014 - Males
MIZORAM STATE**

ICD-10	Site	Microscopic		X-ray/Imaging		Clinical		Others		D.C.O		Unknown		Total	
		#	%	#	%	#	%	#	%	#	%	#	%	#	%
C00	Lip	2	100.0	-	-	-	-	-	-	-	-	-	-	2	100.0
C01-C02	Tongue	48	98.0	1	2.0	-	-	-	-	-	-	-	-	49	100.0
C03-C06	Mouth	38	100.0	-	-	-	-	-	-	-	-	-	-	38	100.0
C07-C08	Salivary Gland	5	100.0	-	-	-	-	-	-	-	-	-	-	5	100.0
C09	Tonsil	20	95.2	-	-	1	4.8	-	-	-	-	-	-	21	100.0
C10	Oth. Oropharynx	12	100.0	-	-	-	-	-	-	-	-	-	-	12	100.0
C11	Nasopharynx	61	95.3	1	1.6	1	1.6	1	1.6	-	-	-	-	64	100.0
C12-C13	Hypopharynx	125	96.9	1	0.8	1	0.8	2	1.6	-	-	-	-	129	100.0
C14	Pharynx Unspecified	16	100.0	-	-	-	-	-	-	-	-	-	-	16	100.0
C15	Oesophagus	387	93.0	3	0.7	1	0.2	20	4.8	5	1.2	-	-	416	100.0
C16	Stomach	424	89.3	3	0.6	-	-	35	7.4	13	2.7	-	-	475	100.0
C17	Small Intestine	4	100.0	-	-	-	-	-	-	-	-	-	-	4	100.0
C18	Colon	58	89.2	1	1.5	1	1.5	5	7.7	-	-	-	-	65	100.0
C19-C20	Rectum	79	90.8	2	2.3	1	1.1	5	5.7	-	-	-	-	87	100.0
C21	Anus & Anal Canal	1	33.3	-	-	1	33.3	1	33.3	-	-	-	-	3	100.0
C22	Liver	105	75.0	25	17.9	-	-	7	5.0	3	2.1	-	-	140	100.0
C23-C24	Gallbladder etc.	17	77.3	2	9.1	-	-	3	13.6	-	-	-	-	22	100.0
C25	Pancreas	7	20.6	15	44.1	-	-	10	29.4	2	5.9	-	-	34	100.0
C30-C31	Nose, Sinuses etc.	7	77.8	1	11.1	1	11.1	-	-	-	-	-	-	9	100.0
C32	Larynx	66	90.4	2	2.7	-	-	2	2.7	3	4.1	-	-	73	100.0
C33-C34	Lung etc.	290	80.1	51	14.1	1	0.3	9	2.5	11	3.0	-	-	362	100.0
C37-C38	Other Thoracic Organs	1	100.0	-	-	-	-	-	-	-	-	-	-	1	100.0
C40-C41	Bone	6	66.7	3	33.3	-	-	-	-	-	-	-	-	9	100.0
C43	Melanoma of Skin	-	-	-	-	-	-	-	-	-	-	-	-	-	-
C44	Other Skin	18	94.7	-	-	1	5.3	-	-	-	-	-	-	19	100.0
C45	Mesothelioma	-	-	-	-	-	-	-	-	-	-	-	-	-	-
C46	Kaposi Sarcoma	-	-	-	-	-	-	-	-	-	-	-	-	-	-
C47+C49	Conn. & Soft Tissue	7	100.0	-	-	-	-	-	-	-	-	-	-	7	100.0
C50	Breast	4	100.0	-	-	-	-	-	-	-	-	-	-	4	100.0
C60	Penis	16	100.0	-	-	-	-	-	-	-	-	-	-	16	100.0
C61	Prostate	29	85.3	-	-	-	-	4	11.8	1	2.9	-	-	34	100.0
C62	Testis	7	100.0	-	-	-	-	-	-	-	-	-	-	7	100.0
C63	Other Male Genital	3	100.0	-	-	-	-	-	-	-	-	-	-	3	100.0
C64	Kidney etc.	10	90.9	1	9.1	-	-	-	-	-	-	-	-	11	100.0
C65	Renal Pelvis	-	-	-	-	-	-	-	-	-	-	-	-	-	-
C66	Ureter	2	100.0	-	-	-	-	-	-	-	-	-	-	2	100.0
C67	Urinary Bladder	24	85.7	2	7.1	-	-	2	7.1	-	-	-	-	28	100.0
C68	Uns.Urinary Organs	2	100.0	-	-	-	-	-	-	-	-	-	-	2	100.0
C69	Eye	6	100.0	-	-	-	-	-	-	-	-	-	-	6	100.0
C70-C72	Brain, Nervous System	4	17.4	14	60.9	-	-	5	21.7	-	-	-	-	23	100.0
C73	Thyroid	12	100.0	-	-	-	-	-	-	-	-	-	-	12	100.0
C74	Adrenal Gland	-	-	-	-	-	-	-	-	-	-	-	-	-	-
C81	Hodgkins Disease	-	-	-	-	-	-	-	-	-	-	-	-	-	-
C82-C85	NHL	34	91.9	-	-	1	2.7	1	2.7	1	2.7	-	-	37	100.0
C88	Malig Imn.Prol D	-	-	-	-	-	-	-	-	-	-	-	-	-	-
C90	Multiple Myeloma	4	100.0	-	-	-	-	-	-	-	-	-	-	4	100.0
C91	Lymphoid Leuk.	18	100.0	-	-	-	-	-	-	-	-	-	-	18	100.0
C92-C94	Myeloid Leukaemia	25	100.0	-	-	-	-	-	-	-	-	-	-	25	100.0
C95	Leukaemia Uns	9	100.0	-	-	-	-	-	-	-	-	-	-	9	100.0
C96	CMD,O&U LMH	11	100.0	-	-	-	-	-	-	-	-	-	-	11	100.0
O&U*	Other and Uns	176	69.6	2	0.8	-	-	3	1.2	72	28.5	-	-	253	100.0
	All Sites	2200	85.7	130	5.1	11	0.4	115	4.5	111	4.3	-	-	2567	100.0

* O&U includes the Sites(ICD-10:C26, C39, C48, C75, C76, C77, C78, C79, C80, C97)

**TABLE MIZ-5(b): Number (#) and Proportion (%) of Cancers by Site
(ICD-10) and Method of Diagnosis: 2012 - 2014 - Females
MIZORAM STATE**

ICD-10	Site	Microscopic		X-ray/Imaging		Clinical		Others		D.C.O		Unknown		Total	
		#	%	#	%	#	%	#	%	#	%	#	%	#	%
C00	Lip	5	100.0	-	-	-	-	-	-	-	-	-	-	5	100.0
C01-C02	Tongue	9	90.0	-	-	1	10.0	-	-	-	-	-	-	10	100.0
C03-C06	Mouth	21	100.0	-	-	-	-	-	-	-	-	-	-	21	100.0
C07-C08	Salivary Gland	5	100.0	-	-	-	-	-	-	-	-	-	-	5	100.0
C09	Tonsil	7	100.0	-	-	-	-	-	-	-	-	-	-	7	100.0
C10	Oth. Oropharynx	-	-	-	-	-	-	-	-	-	-	-	-	-	-
C11	Nasopharynx	31	100.0	-	-	-	-	-	-	-	-	-	-	31	100.0
C12-C13	Hypopharynx	13	92.9	-	-	1	7.1	-	-	-	-	-	-	14	100.0
C14	Pharynx Unspecified	-	-	-	-	-	-	-	-	-	-	-	-	-	-
C15	Oesophagus	79	90.8	1	1.1	-	-	6	6.9	1	1.1	-	-	87	100.0
C16	Stomach	211	89.8	2	0.9	-	-	16	6.8	6	2.6	-	-	235	100.0
C17	Small Intestine	7	87.5	1	12.5	-	-	-	-	-	-	-	-	8	100.0
C18	Colon	42	87.5	1	2.1	1	2.1	3	6.3	1	2.1	-	-	48	100.0
C19-C20	Rectum	44	91.7	2	4.2	-	-	1	2.1	1	2.1	-	-	48	100.0
C21	Anus & Anal Canal	3	100.0	-	-	-	-	-	-	-	-	-	-	3	100.0
C22	Liver	61	75.3	15	18.5	1	1.2	2	2.5	2	2.5	-	-	81	100.0
C23-C24	Gallbladder etc.	29	67.4	12	27.9	1	2.3	-	-	1	2.3	-	-	43	100.0
C25	Pancreas	2	13.3	10	66.7	-	-	3	20.0	-	-	-	-	15	100.0
C30-C31	Nose, Sinuses etc.	4	80.0	1	20.0	-	-	-	-	-	-	-	-	5	100.0
C32	Larynx	10	83.3	-	-	-	-	2	16.7	-	-	-	-	12	100.0
C33-C34	Lung etc.	255	78.2	48	14.7	2	0.6	10	3.1	11	3.4	-	-	326	100.0
C37-C38	Other Thoracic Organs	1	100.0	-	-	-	-	-	-	-	-	-	-	1	100.0
C40-C41	Bone	10	76.9	3	23.1	-	-	-	-	-	-	-	-	13	100.0
C43	Melanoma of Skin	-	-	-	-	-	-	-	-	-	-	-	-	-	-
C44	Other Skin	20	100.0	-	-	-	-	-	-	-	-	-	-	20	100.0
C45	Mesothelioma	-	-	-	-	-	-	-	-	-	-	-	-	-	-
C46	Kaposi Sarcoma	-	-	-	-	-	-	-	-	-	-	-	-	-	-
C47+C49	Conn. & Soft Tissue	1	100.0	-	-	-	-	-	-	-	-	-	-	1	100.0
C50	Breast	264	97.4	3	1.1	2	0.7	-	-	2	0.7	-	-	271	100.0
C51	Vulva	3	100.0	-	-	-	-	-	-	-	-	-	-	3	100.0
C52	Vagina	1	100.0	-	-	-	-	-	-	-	-	-	-	1	100.0
C53	Cervix Uteri	314	94.3	-	-	12	3.6	-	-	7	2.1	-	-	333	100.0
C54	Corpus Uteri	17	100.0	-	-	-	-	-	-	-	-	-	-	17	100.0
C55	Uterus Unspecified	6	85.7	-	-	-	-	1	14.3	-	-	-	-	7	100.0
C56	Ovary etc.	49	87.5	7	12.5	-	-	-	-	-	-	-	-	56	100.0
C57	Other Female Genital	-	-	-	-	-	-	-	-	-	-	-	-	-	-
C58	Placenta	5	100.0	-	-	-	-	-	-	-	-	-	-	5	100.0
C64	Kidney etc.	5	100.0	-	-	-	-	-	-	-	-	-	-	5	100.0
C65	Renal Pelvis	-	-	-	-	-	-	-	-	-	-	-	-	-	-
C66	Ureter	-	-	-	-	-	-	-	-	-	-	-	-	-	-
C67	Urinary Bladder	18	85.7	3	14.3	-	-	-	-	-	-	-	-	21	100.0
C68	Uns.Urinary Organs	-	-	-	-	-	-	-	-	-	-	-	-	-	-
C69	Eye	2	66.7	-	-	1	33.3	-	-	-	-	-	-	3	100.0
C70-C72	Brain, Nervous System	7	21.2	15	45.5	-	-	10	30.3	1	3.0	-	-	33	100.0
C73	Thyroid	48	98.0	-	-	-	-	1	2.0	-	-	-	-	49	100.0
C74	Adrenal Gland	-	-	-	-	-	-	-	-	-	-	-	-	-	-
C81	Hodgkins Disease	-	-	-	-	-	-	-	-	-	-	-	-	-	-
C82-C85	NHL	14	87.5	-	-	1	6.3	1	6.3	-	-	-	-	16	100.0
C88	Malig Imn.Prol D	-	-	-	-	-	-	-	-	-	-	-	-	-	-
C90	Multiple Myeloma	1	100.0	-	-	-	-	-	-	-	-	-	-	1	100.0
C91	Lymphoid Leuk.	12	100.0	-	-	-	-	-	-	-	-	-	-	12	100.0
C92-C94	Myeloid Leukaemia	24	100.0	-	-	-	-	-	-	-	-	-	-	24	100.0
C95	Leukaemia Uns	8	100.0	-	-	-	-	-	-	-	-	-	-	8	100.0
C96	CMD,O&U LMH	7	100.0	-	-	-	-	-	-	-	-	-	-	7	100.0
O&U*	Other and Uns	112	62.9	4	2.2	1	0.6	1	0.6	60	33.7	-	-	178	100.0
	All Sites	1787	85.5	128	6.1	24	1.1	57	2.7	93	4.5	-	-	2089	100.0

* O&U includes the Sites(ICD-10:C26, C39, C48, C75, C76, C77, C78, C79, C80, C97)

**TABLE MIZ-6(a): Number (#) and Proportion (%) of Cancers by Site
(ICD-10) and Detailed Microscopic Diagnosis: 2012 - 2014 - Males
MIZORAM STATE**

ICD-10	Site	Pri. Hist		Sec. Hist		Cytology		Blood Film		Bone Marrow		Others		Total	
		#	%	#	%	#	%	#	%	#	%	#	%	#	%
C00	Lip	2	100.0	-	-	-	-	-	-	-	-	-	-	2	100.0
C01-C02	Tongue	46	93.9	-	-	2	4.1	-	-	-	-	1	2.0	49	100.0
C03-C06	Mouth	36	94.7	-	-	2	5.3	-	-	-	-	-	-	38	100.0
C07-C08	Salivary Gland	3	60.0	-	-	2	40.0	-	-	-	-	-	-	5	100.0
C09	Tonsil	19	90.5	-	-	1	4.8	-	-	-	-	1	4.8	21	100.0
C10	Oth. Oropharynx	11	91.7	-	-	1	8.3	-	-	-	-	-	-	12	100.0
C11	Nasopharynx	51	79.7	-	-	10	15.6	-	-	-	-	3	4.7	64	100.0
C12-C13	Hypopharynx	112	86.8	-	-	13	10.1	-	-	-	-	4	3.1	129	100.0
C14	Pharynx Unspecified	15	93.8	-	-	1	6.3	-	-	-	-	-	-	16	100.0
C15	Oesophagus	372	89.4	-	-	15	3.6	-	-	-	-	29	7.0	416	100.0
C16	Stomach	415	87.4	1	0.2	8	1.7	-	-	-	-	51	10.7	475	100.0
C17	Small Intestine	4	100.0	-	-	-	-	-	-	-	-	-	-	4	100.0
C18	Colon	57	87.7	-	-	1	1.5	-	-	-	-	7	10.8	65	100.0
C19-C20	Rectum	79	90.8	-	-	-	-	-	-	-	-	8	9.2	87	100.0
C21	Anus & Anal Canal	-	-	-	-	1	33.3	-	-	-	-	2	66.7	3	100.0
C22	Liver	40	28.6	1	0.7	64	45.7	-	-	-	-	35	25.0	140	100.0
C23-C24	Gallbladder etc.	13	59.1	1	4.5	3	13.6	-	-	-	-	5	22.7	22	100.0
C25	Pancreas	5	14.7	1	2.9	1	2.9	-	-	-	-	27	79.4	34	100.0
C30-C31	Nose, Sinuses etc.	5	55.6	-	-	2	22.2	-	-	-	-	2	22.2	9	100.0
C32	Larynx	60	82.2	1	1.4	5	6.8	-	-	-	-	7	9.6	73	100.0
C33-C34	Lung etc.	135	37.3	1	0.3	154	42.5	-	-	-	-	72	19.9	362	100.0
C37-C38	Other Thoracic Organs	-	-	-	-	1	100.0	-	-	-	-	-	-	1	100.0
C40-C41	Bone	5	55.6	-	-	1	11.1	-	-	-	-	3	33.3	9	100.0
C43	Melanoma of Skin	-	-	-	-	-	-	-	-	-	-	-	-	-	-
C44	Other Skin	17	89.5	-	-	1	5.3	-	-	-	-	1	5.3	19	100.0
C45	Mesothelioma	-	-	-	-	-	-	-	-	-	-	-	-	-	-
C46	Kaposi Sarcoma	-	-	-	-	-	-	-	-	-	-	-	-	-	-
C47+C49	Conn. & Soft Tissue	7	100.0	-	-	-	-	-	-	-	-	-	-	7	100.0
C50	Breast	3	75.0	-	-	1	25.0	-	-	-	-	-	-	4	100.0
C60	Penis	16	100.0	-	-	-	-	-	-	-	-	-	-	16	100.0
C61	Prostate	28	82.4	-	-	1	2.9	-	-	-	-	5	14.7	34	100.0
C62	Testis	6	85.7	-	-	1	14.3	-	-	-	-	-	-	7	100.0
C63	Other Male Genital	3	100.0	-	-	-	-	-	-	-	-	-	-	3	100.0
C64	Kidney etc.	8	72.7	-	-	2	18.2	-	-	-	-	1	9.1	11	100.0
C65	Renal Pelvis	-	-	-	-	-	-	-	-	-	-	-	-	-	-
C66	Ureter	2	100.0	-	-	-	-	-	-	-	-	-	-	2	100.0
C67	Urinary Bladder	23	82.1	-	-	1	3.6	-	-	-	-	4	14.3	28	100.0
C68	Uns.Urinary Organs	2	100.0	-	-	-	-	-	-	-	-	-	-	2	100.0
C69	Eye	6	100.0	-	-	-	-	-	-	-	-	-	-	6	100.0
C70-C72	Brain, Nervous System	4	17.4	-	-	-	-	-	-	-	-	19	82.6	23	100.0
C73	Thyroid	4	33.3	-	-	8	66.7	-	-	-	-	-	-	12	100.0
C74	Adrenal Gland	-	-	-	-	-	-	-	-	-	-	-	-	-	-
C81	Hodgkins Disease	-	-	-	-	-	-	-	-	-	-	-	-	-	-
C82-C85	NHL	24	64.9	-	-	10	27.0	-	-	-	-	3	8.1	37	100.0
C88	Malig Imn.Prol D	-	-	-	-	-	-	-	-	-	-	-	-	-	-
C90	Multiple Myeloma	1	25.0	-	-	-	-	-	-	3	75.0	-	-	4	100.0
C91	Lymphoid Leuk.	1	5.6	-	-	-	-	2	11.1	15	83.3	-	-	18	100.0
C92-C94	Myeloid Leukaemia	2	8.0	-	-	1	4.0	2	8.0	20	80.0	-	-	25	100.0
C95	Leukaemia Uns	-	-	-	-	-	-	1	11.1	8	88.9	-	-	9	100.0
C96	CMD,O&U LMH	-	-	-	-	-	-	-	-	11	100.0	-	-	11	100.0
O&U*	Other and Uns	51	20.2	4	1.6	120	47.4	-	-	1	0.4	77	30.4	253	100.0
	All Sites	1693	66.0	10	0.4	434	16.9	5	0.2	58	2.3	367	14.3	2567	100.0

* O&U includes the Sites(ICD-10:C26, C39, C48, C75, C76, C77, C78, C79, C80, C97)

**TABLE MIZ-6(b): Number (#) and Proportion (%) of Cancers by Site
(ICD-10) and Detailed Microscopic Diagnosis: 2012 - 2014 - Females
MIZORAM STATE**

ICD-10	Site	Pri. Hist		Sec. Hist		Cytology		Blood Film		Bone Marrow		Others		Total	
		#	%	#	%	#	%	#	%	#	%	#	%	#	%
C00	Lip	5	100.0	-	-	-	-	-	-	-	-	-	-	5	100.0
C01-C02	Tongue	8	80.0	-	-	1	10.0	-	-	-	-	1	10.0	10	100.0
C03-C06	Mouth	20	95.2	-	-	1	4.8	-	-	-	-	-	-	21	100.0
C07-C08	Salivary Gland	2	40.0	-	-	3	60.0	-	-	-	-	-	-	5	100.0
C09	Tonsil	6	85.7	-	-	1	14.3	-	-	-	-	-	-	7	100.0
C10	Oth. Oropharynx	-	-	-	-	-	-	-	-	-	-	-	-	-	-
C11	Nasopharynx	26	83.9	-	-	5	16.1	-	-	-	-	-	-	31	100.0
C12-C13	Hypopharynx	11	78.6	-	-	2	14.3	-	-	-	-	1	7.1	14	100.0
C14	Pharynx Unspecified	-	-	-	-	-	-	-	-	-	-	-	-	-	-
C15	Oesophagus	75	86.2	-	-	4	4.6	-	-	-	-	8	9.2	87	100.0
C16	Stomach	206	87.7	-	-	5	2.1	-	-	-	-	24	10.2	235	100.0
C17	Small Intestine	7	87.5	-	-	-	-	-	-	-	-	1	12.5	8	100.0
C18	Colon	41	85.4	-	-	1	2.1	-	-	-	-	6	12.5	48	100.0
C19-C20	Rectum	44	91.7	-	-	-	-	-	-	-	-	4	8.3	48	100.0
C21	Anus & Anal Canal	2	66.7	-	-	1	33.3	-	-	-	-	-	-	3	100.0
C22	Liver	25	30.9	1	1.2	35	43.2	-	-	-	-	20	24.7	81	100.0
C23-C24	Gallbladder etc.	20	46.5	-	-	9	20.9	-	-	-	-	14	32.6	43	100.0
C25	Pancreas	1	6.7	-	-	1	6.7	-	-	-	-	13	86.7	15	100.0
C30-C31	Nose, Sinuses etc.	3	60.0	-	-	1	20.0	-	-	-	-	1	20.0	5	100.0
C32	Larynx	8	66.7	-	-	2	16.7	-	-	-	-	2	16.7	12	100.0
C33-C34	Lung etc.	116	35.6	3	0.9	136	41.7	-	-	-	-	71	21.8	326	100.0
C37-C38	Other Thoracic Organs	1	100.0	-	-	-	-	-	-	-	-	-	-	1	100.0
C40-C41	Bone	7	53.8	-	-	3	23.1	-	-	-	-	3	23.1	13	100.0
C43	Melanoma of Skin	-	-	-	-	-	-	-	-	-	-	-	-	-	-
C44	Other Skin	16	80.0	-	-	4	20.0	-	-	-	-	-	-	20	100.0
C45	Mesothelioma	-	-	-	-	-	-	-	-	-	-	-	-	-	-
C46	Kaposi Sarcoma	-	-	-	-	-	-	-	-	-	-	-	-	-	-
C47+C49	Conn. & Soft Tissue	1	100.0	-	-	-	-	-	-	-	-	-	-	1	100.0
C50	Breast	177	65.3	1	0.4	86	31.7	-	-	-	-	7	2.6	271	100.0
C51	Vulva	3	100.0	-	-	-	-	-	-	-	-	-	-	3	100.0
C52	Vagina	1	100.0	-	-	-	-	-	-	-	-	-	-	1	100.0
C53	Cervix Uteri	307	92.2	-	-	7	2.1	-	-	-	-	19	5.7	333	100.0
C54	Corpus Uteri	17	100.0	-	-	-	-	-	-	-	-	-	-	17	100.0
C55	Uterus Unspecified	6	85.7	-	-	-	-	-	-	-	-	1	14.3	7	100.0
C56	Ovary etc.	46	82.1	-	-	3	5.4	-	-	-	-	7	12.5	56	100.0
C57	Other Female Genital	-	-	-	-	-	-	-	-	-	-	-	-	-	-
C58	Placenta	5	100.0	-	-	-	-	-	-	-	-	-	-	5	100.0
C64	Kidney etc.	5	100.0	-	-	-	-	-	-	-	-	-	-	5	100.0
C65	Renal Pelvis	-	-	-	-	-	-	-	-	-	-	-	-	-	-
C66	Ureter	-	-	-	-	-	-	-	-	-	-	-	-	-	-
C67	Urinary Bladder	18	85.7	-	-	-	-	-	-	-	-	3	14.3	21	100.0
C68	Uns.Urinary Organs	-	-	-	-	-	-	-	-	-	-	-	-	-	-
C69	Eye	2	66.7	-	-	-	-	-	-	-	-	1	33.3	3	100.0
C70-C72	Brain, Nervous System	6	18.2	-	-	1	3.0	-	-	-	-	26	78.8	33	100.0
C73	Thyroid	37	75.5	-	-	11	22.4	-	-	-	-	1	2.0	49	100.0
C74	Adrenal Gland	-	-	-	-	-	-	-	-	-	-	-	-	-	-
C81	Hodgkins Disease	-	-	-	-	-	-	-	-	-	-	-	-	-	-
C82-C85	NHL	6	37.5	-	-	8	50.0	-	-	-	-	2	12.5	16	100.0
C88	Malig Imn.Prol D	-	-	-	-	-	-	-	-	-	-	-	-	-	-
C90	Multiple Myeloma	-	-	-	-	-	-	-	-	1	100.0	-	-	1	100.0
C91	Lymphoid Leuk.	-	-	-	-	-	-	2	16.7	10	83.3	-	-	12	100.0
C92-C94	Myeloid Leukaemia	2	8.3	-	-	-	-	6	25.0	16	66.7	-	-	24	100.0
C95	Leukaemia Uns	-	-	-	-	-	-	-	-	8	100.0	-	-	8	100.0
C96	CMD,O&U LMH	-	-	-	-	-	-	-	-	7	100.0	-	-	7	100.0
O&U*	Other and Uns	42	23.6	4	2.2	66	37.1	-	-	-	-	66	37.1	178	100.0
	All Sites	1331	63.7	9	0.4	397	19.0	8	0.4	42	2.0	302	14.5	2089	100.0

* O&U includes the Sites(ICD-10:C26, C39, C48, C75, C76, C77, C78, C79, C80, C97)

**TABLE MIZ-7(a): Cumulative Rate (Cu.Rate%) & Cumulative Risk (Cu.Risk)
of individual sites (ICD-10) based on age specific rates
(from 0-64 and from 0-74 Years): 2012 - 2014 - Males
MIZORAM STATE**

ICD-10	Site	0-64 Years		0-74 Years	
		Cu.Rate %	Cu.Risk	Cu.Rate %	Cu.Risk
C00	Lip	0.0	0.0	0.0	0.0
C01-C02	Tongue	0.3	0.3	0.4	0.4
C03-C06	Mouth	0.3	0.3	0.3	0.3
C07-C08	Salivary Gland	0.0	0.0	0.1	0.1
C09	Tonsil	0.1	0.1	0.2	0.2
C10	Oth. Oropharynx	0.1	0.1	0.1	0.1
C11	Nasopharynx	0.4	0.4	0.6	0.6
C12-C13	Hypopharynx	0.9	0.9	1.2	1.2
C14	Pharynx Unspecified	0.1	0.1	0.1	0.1
C15	Oesophagus	2.7	2.7	3.8	3.7
C16	Stomach	2.1	2.1	5.2	5.1
C17	Small Intestine	0.0	0.0	0.0	0.0
C18	Colon	0.3	0.3	0.6	0.6
C19-C20	Rectum	0.4	0.4	0.9	0.9
C21	Anus & Anal Canal	0.0	0.0	0.0	0.0
C22	Liver	0.7	0.7	1.3	1.3
C23-C24	Gallbladder etc.	0.1	0.1	0.2	0.2
C25	Pancreas	0.1	0.1	0.4	0.4
C30-C31	Nose, Sinuses etc.	0.0	0.0	0.1	0.1
C32	Larynx	0.5	0.5	0.7	0.7
C33-C34	Lung etc.	1.5	1.5	4.0	3.9
C37-C38	Other Thoracic Organs	0.0	0.0	0.0	0.0
C40-C41	Bone	0.0	0.0	0.0	0.0
C43	Melanoma of Skin	-	-	-	-
C44	Other Skin	0.0	0.0	0.2	0.2
C45	Mesothelioma	-	-	-	-
C46	Kaposi Sarcoma	-	-	-	-
C47+C49	Conn. & Soft Tissue	0.0	0.0	0.0	0.0
C50	Breast	0.0	0.0	0.0	0.0
C60	Penis	0.1	0.1	0.2	0.2
C61	Prostate	0.0	0.0	0.3	0.3
C62	Testis	0.0	0.0	0.0	0.0
C63	Other Male Genital	0.0	0.0	0.0	0.0
C64	Kidney etc.	0.0	0.0	0.1	0.1
C65	Renal Pelvis	-	-	-	-
C66	Ureter	0.0	0.0	0.0	0.0
C67	Urinary Bladder	0.1	0.1	0.3	0.3
C68	Uns.Urinary Organs	-	-	0.0	0.0
C69	Eye	0.0	0.0	0.0	0.0
C70-C72	Brain, Nervous System	0.1	0.1	0.2	0.2
C73	Thyroid	0.0	0.0	0.1	0.1
C74	Adrenal Gland	-	-	-	-
C81	Hodgkins Disease	-	-	-	-
C82-C85	NHL	0.1	0.1	0.3	0.3
C88	Malignant Immunoproliferative Disorders	-	-	-	-
C90	Multiple Myeloma	0.0	0.0	0.1	0.1
C91	Lymphoid Leuk.	0.1	0.1	0.1	0.1
C92-C94	Myeloid Leukaemia	0.1	0.1	0.2	0.2
C95	Leukaemia Unspecified	0.0	0.0	0.1	0.1
C96	Chronic Myeloid Leukaemia	0.0	0.0	0.1	0.1
O&U*	Other and Unspecified	1.1	1.1	2.3	2.3
	All Sites	12.88	12.09	25.00	22.12

* O&U includes the Sites(ICD-10:C26, C39, C48, C75, C76, C77, C78, C79, C80, C97)

**TABLE MIZ-7(b): Cumulative Rate (Cu.Rate%) & Cumulative Risk (Cu.Risk)
of individual sites (ICD-10) based on age specific rates
(from 0-64 and from 0-74 Years): 2012 - 2014 - Females
MIZORAM STATE**

ICD-10	Site	0-64 Years		0-74 Years	
		Cu.Rate %	Cu.Risk	Cu.Rate %	Cu.Risk
C00	Lip	0.0	0.0	0.1	0.1
C01-C02	Tongue	0.0	0.0	0.1	0.1
C03-C06	Mouth	0.1	0.1	0.1	0.1
C07-C08	Salivary Gland	0.0	0.0	0.0	0.0
C09	Tonsil	0.1	0.1	0.1	0.1
C10	Oth. Oropharynx	-	-	-	-
C11	Nasopharynx	0.1	0.1	0.3	0.3
C12-C13	Hypopharynx	0.1	0.1	0.1	0.1
C14	Pharynx Unspecified	-	-	-	-
C15	Oesophagus	0.6	0.6	1.0	0.9
C16	Stomach	1.1	1.1	2.5	2.5
C17	Small Intestine	0.1	0.1	0.1	0.1
C18	Colon	0.1	0.1	0.5	0.5
C19-C20	Rectum	0.2	0.2	0.5	0.5
C21	Anus & Anal Canal	-	-	-	-
C22	Liver	0.5	0.5	0.8	0.8
C23-C24	Gallbladder etc.	0.2	0.2	0.5	0.5
C25	Pancreas	0.0	0.0	0.2	0.2
C30-C31	Nose, Sinuses etc.	0.0	0.0	0.1	0.1
C32	Larynx	0.0	0.0	0.1	0.1
C33-C34	Lung etc.	1.2	1.2	3.8	3.7
C37-C38	Other Thoracic Organs	0.0	0.0	0.0	0.0
C40-C41	Bone	0.1	0.1	0.1	0.1
C43	Melanoma of Skin	-	-	-	-
C44	Other Skin	0.1	0.1	0.1	0.1
C45	Mesothelioma	-	-	-	-
C46	Kaposi Sarcoma	-	-	-	-
C47+C49	Conn. & Soft Tissue	0.0	0.0	0.0	0.0
C50	Breast	1.6	1.6	2.2	2.2
C51	Vulva	0.0	0.0	0.0	0.0
C52	Vagina	0.0	0.0	0.0	0.0
C53	Cervix Uteri	2.0	1.9	2.3	2.3
C54	Corpus Uteri	0.1	0.1	0.1	0.1
C55	Uterus Unspecified	0.0	0.0	0.0	0.0
C56	Ovary etc.	0.2	0.2	0.4	0.4
C57	Other Female Genital	-	-	-	-
C58	Placenta	0.0	0.0	0.0	0.0
C64	Kidney etc.	0.0	0.0	0.0	0.0
C65	Renal Pelvis	-	-	-	-
C66	Ureter	-	-	-	-
C67	Urinary Bladder	0.1	0.1	0.3	0.3
C68	Uns.Urinary Organs	-	-	-	-
C69	Eye	0.0	0.0	0.0	0.0
C70-C72	Brain, Nervous System	0.2	0.2	0.4	0.4
C73	Thyroid	0.2	0.2	0.3	0.3
C74	Adrenal Gland	-	-	-	-
C81	Hodgkins Disease	-	-	-	-
C82-C85	NHL	0.1	0.1	0.1	0.1
C88	Malignant Proliferative Disorders	-	-	-	-
C90	Multiple Myeloma	-	-	0.0	0.0
C91	Lymphoid Leuk.	0.0	0.0	0.1	0.1
C92-C94	Myeloid Leukaemia	0.1	0.1	0.2	0.2
C95	Leukaemia Unspecified	0.0	0.0	0.0	0.0
C96	Chronic Myeloid Leukemia	0.0	0.0	0.0	0.0
O&U*	Other and Unspecified	0.8	0.8	1.7	1.7
	All Sites	10.28	9.77	19.35	17.60

* O&U includes the Sites(ICD-10:C26, C39, C48, C75, C76, C77, C78, C79, C80, C97)

Figure AIZ-1
Population Pyramid showing Age Distribution: 2012-2014
AIZAWL DISTRICT

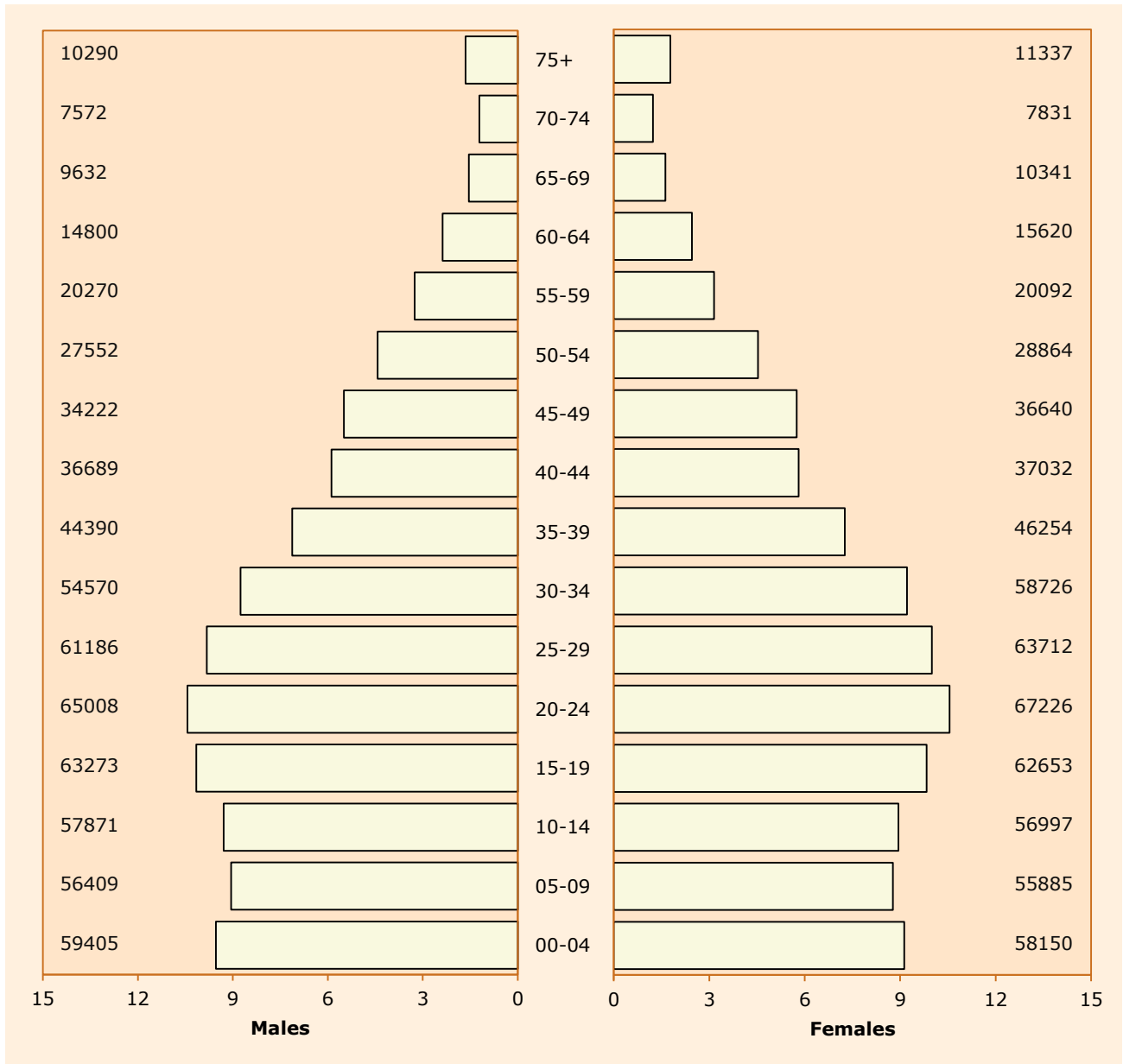


TABLE AIZ-2
Population by Five Year Age Group and Gender: 2012 - 2014
Number and Relative Proportion(%)
AIZAWL DISTRICT

Age Group	Males		Females	
	Number	%	Number	%
00-04	59405	9.53	58150	9.12
05-09	56409	9.05	55885	8.77
10-14	57871	9.29	56997	8.94
15-19	63273	10.15	62653	9.83
20-24	65008	10.43	67226	10.55
25-29	61186	9.82	63712	10.00
30-34	54570	8.76	58726	9.21
35-39	44390	7.12	46254	7.26
40-44	36689	5.89	37032	5.81
45-49	34222	5.49	36640	5.75
50-54	27552	4.42	28864	4.53
55-59	20270	3.25	20092	3.15
60-64	14800	2.38	15620	2.45
65-69	9632	1.55	10341	1.62
70-74	7572	1.22	7831	1.23
75+	10290	1.65	11337	1.78
Total	623139	100.00	637360	100.00

TABLE AIZ-3(a): Number of Incident Cancers by Five Year Age Group and Site (ICD-10): 2012 - 2014 - Males

%= Relative Proportion of Cancers of All Sites

AIZAWL DISTRICT

ICD-10	Site	00-04	05-09	10-14	15-19	20-24	25-29	30-34	35-39	40-44	45-49	50-54	55-59	60-64	65-69	70-74	75+	Unkn	Total	%
C00	Lip	-	-	-	-	-	-	-	-	-	-	1	-	-	-	-	-	-	1	0.08
C01-C02	Tongue	-	-	-	-	1	-	2	-	7	5	8	5	3	1	1	1	-	34	2.67
C03-C06	Mouth	-	-	-	-	-	-	-	-	2	2	7	6	2	1	2	-	-	22	1.73
C07-C08	Salivary Gland	-	-	-	-	-	-	-	1	1	-	-	-	1	-	1	-	-	4	0.31
C09	Tonsil	-	-	-	-	-	-	-	1	3	2	4	-	5	1	-	1	-	17	1.33
C10	Oth. Oropharynx	-	-	-	-	-	-	-	1	1	1	2	1	-	1	-	-	-	7	0.55
C11	Nasopharynx	-	-	-	-	-	-	2	1	2	6	3	3	2	1	2	-	-	22	1.73
C12-C13	Hypopharynx	-	-	-	-	1	-	1	2	6	4	29	13	9	7	6	5	-	83	6.51
C14	Pharynx Unspecified	-	-	-	-	-	-	-	-	1	1	1	3	-	-	1	-	-	7	0.55
C15	Oesophagus	-	-	-	-	1	-	2	9	14	44	54	61	27	18	10	5	-	245	19.22
C16	Stomach	-	-	-	-	-	-	-	4	9	12	25	24	31	20	28	44	1	198	15.53
C17	Small Intestine	-	-	-	-	-	-	-	-	-	-	-	1	-	-	1	-	-	2	0.16
C18	Colon	-	-	-	-	-	1	-	1	-	5	2	2	3	4	4	9	-	31	2.43
C19-C20	Rectum	-	-	-	-	-	1	-	-	5	5	4	7	5	6	3	9	-	45	3.53
C21	Anus & Anal Canal	-	-	-	-	-	-	-	-	-	-	-	-	-	1	-	-	-	1	0.08
C22	Liver	-	-	1	-	-	1	2	4	6	12	5	6	11	5	4	9	-	66	5.18
C23-C24	Gallbladder etc.	-	-	-	-	-	-	-	-	-	-	4	1	2	1	1	2	-	11	0.86
C25	Pancreas	-	-	-	-	-	-	-	-	-	1	3	5	3	1	6	1	-	20	1.57
C30-C31	Nose, Sinuses etc.	-	-	-	-	-	-	-	1	1	-	-	-	-	1	-	1	-	4	0.31
C32	Larynx	-	-	-	-	-	-	-	-	3	1	11	11	5	3	-	2	-	36	2.82
C33-C34	Lung etc.	-	-	-	-	-	-	-	-	2	10	11	14	31	27	20	46	-	161	12.63
C37-C38	Other Thoracic Organs	-	-	-	-	-	-	-	-	-	-	-	-	1	-	-	-	-	1	0.08
C40-C41	Bone	-	1	-	-	1	-	-	-	-	-	-	-	-	-	-	2	-	4	0.31
C43	Melanoma of Skin	-	-	-	-	-	-	-	-	-	-	-	-	-	-	-	-	-	-	-
C44	Other Skin	-	-	-	-	1	-	-	1	-	1	-	-	1	2	1	2	-	9	0.71
C45	Mesothelioma	-	-	-	-	-	-	-	-	-	-	-	-	-	-	-	-	-	-	-
C46	Kaposi Sarcoma	-	-	-	-	-	-	-	-	-	-	-	-	-	-	-	-	-	-	-
C47+C49	Conn. & Soft Tissue	-	-	-	1	-	-	-	-	-	-	2	-	-	-	-	-	-	3	0.24
C50	Breast	-	-	-	-	-	-	-	-	-	-	-	-	-	-	-	-	-	-	-
C60	Penis	-	-	-	-	-	-	-	-	1	1	1	-	-	1	1	1	-	6	0.47
C61	Prostate	-	-	-	-	-	-	-	-	-	-	-	-	-	1	4	11	-	16	1.25
C62	Testis	1	-	-	1	-	-	-	-	1	-	-	-	-	-	-	-	-	3	0.24
C63	Other Male Genital	-	-	-	-	-	-	-	1	-	1	-	-	-	-	-	-	-	2	0.16
C64	Kidney etc.	2	-	-	-	-	2	-	-	-	1	1	-	-	1	-	-	-	7	0.55
C65	Renal Pelvis	-	-	-	-	-	-	-	-	-	-	-	-	-	-	-	-	-	-	-
C66	Ureter	-	-	-	-	-	-	-	-	-	-	-	1	-	-	-	1	-	2	0.16
C67	Urinary Bladder	-	-	-	-	-	-	-	1	1	-	1	1	-	6	-	6	-	16	1.25
C68	Uns.Urinary Organs	-	-	-	-	-	-	-	-	-	-	-	-	-	-	-	1	-	1	0.08
C69	Eye	2	-	-	-	-	1	-	-	1	1	-	-	-	-	1	-	-	6	0.47
C70-C72	Brain, Nervous System	1	-	1	-	-	-	1	1	-	-	1	2	1	1	2	1	-	12	0.94
C73	Thyroid	-	-	-	-	-	-	1	-	-	-	-	-	-	1	-	4	-	6	0.47
C74	Adrenal Gland	-	-	-	-	-	-	-	-	-	-	-	-	-	-	-	-	-	-	-
C81	Hodgkins Disease	-	-	-	-	-	-	-	-	-	-	-	-	-	-	-	-	-	-	-
C82-C85	NHL	-	-	2	2	-	-	1	3	1	4	1	2	1	2	-	5	-	24	1.88
C88	Malig Imn.Prol D	-	-	-	-	-	-	-	-	-	-	-	-	-	-	-	-	-	-	-
C90	Multiple Myeloma	-	-	-	-	-	-	-	-	-	-	-	1	-	1	1	1	-	4	0.31
C91	Lymphoid Leuk.	3	3	1	1	-	-	-	-	-	-	1	1	-	2	1	-	-	13	1.02
C92-C94	Myeloid Leukaemia	-	-	-	-	1	2	-	1	-	2	-	3	2	-	1	2	-	14	1.10
C95	Leukaemia Uns	-	-	-	-	-	-	-	-	1	1	1	-	-	-	1	-	-	4	0.31
C96	CMD,O&U LMH	-	-	-	-	-	-	1	-	1	-	-	-	1	-	-	1	-	4	0.31
O&U*	Other and Uns	2	2	1	-	-	-	2	4	6	9	12	10	11	10	11	21	-	101	7.92
	All Sites	11	6	6	5	6	8	15	37	76	132	195	184	158	127	114	194	1	1275	100.0

* O&U includes the Sites(ICD-10:C26, C39, C48, C75, C76, C77, C78, C79, C80, C97)

TABLE AIZ-3(b): Number of Incident Cancers by Five Year Age Group and Site (ICD-10): 2012 - 2014 - Females

%= Relative Proportion of Cancers of All Sites

AIZAWL DISTRICT

ICD-10	Site	00-04	05-09	10-14	15-19	20-24	25-29	30-34	35-39	40-44	45-49	50-54	55-59	60-64	65-69	70-74	75+	Unkn	Total	%
C00	Lip	-	-	-	-	-	-	-	-	-	-	1	-	-	-	-	1	-	2	0.19
C01-C02	Tongue	-	-	-	-	-	-	-	-	-	1	2	1	-	-	1	2	-	7	0.66
C03-C06	Mouth	-	-	-	-	-	-	-	1	1	4	-	-	1	1	-	6	-	14	1.31
C07-C08	Salivary Gland	-	-	-	-	-	-	-	-	-	-	2	-	1	-	-	-	-	3	0.28
C09	Tonsil	-	-	-	-	-	-	-	-	1	-	-	-	2	-	-	-	-	3	0.28
C10	Oth. Oropharynx	-	-	-	-	-	-	-	-	-	-	-	-	-	-	-	-	-	-	-
C11	Nasopharynx	-	-	-	-	-	-	-	2	3	1	1	1	-	1	-	-	-	9	0.84
C12-C13	Hypopharynx	-	-	-	-	-	-	-	-	2	1	1	-	3	1	-	-	-	8	0.75
C14	Pharynx Unspecified	-	-	-	-	-	-	-	-	-	-	-	-	-	-	-	-	-	-	-
C15	Oesophagus	-	-	-	-	-	-	-	-	2	7	7	9	8	8	3	4	-	48	4.50
C16	Stomach	-	-	-	-	-	3	3	3	4	5	10	8	20	17	14	24	-	111	10.41
C17	Small Intestine	-	-	-	-	-	-	-	-	-	-	1	1	1	-	1	1	-	5	0.47
C18	Colon	-	-	-	-	2	1	1	-	1	1	2	2	1	4	4	8	-	27	2.53
C19-C20	Rectum	-	-	-	-	1	1	-	-	1	1	2	2	5	1	4	5	-	23	2.16
C21	Anus & Anal Canal	-	-	-	-	-	-	-	-	-	-	-	-	-	-	-	3	-	3	0.28
C22	Liver	-	-	-	-	-	1	2	-	1	4	4	4	3	2	1	5	-	27	2.53
C23-C24	Gallbladder etc.	-	-	-	-	-	-	-	2	2	2	2	5	2	3	5	5	-	28	2.63
C25	Pancreas	-	-	-	-	-	-	-	1	-	-	1	2	-	3	2	4	-	13	1.22
C30-C31	Nose, Sinuses etc.	-	-	-	-	-	-	-	-	-	-	-	-	-	-	1	1	-	2	0.19
C32	Larynx	-	-	-	-	-	-	-	-	-	-	2	-	-	-	2	1	-	5	0.47
C33-C34	Lung etc.	-	-	-	1	-	-	4	2	2	3	7	21	17	28	35	70	-	190	17.82
C37-C38	Other Thoracic Organs	-	1	-	-	-	-	-	-	-	-	-	-	-	-	-	-	-	1	0.09
C40-C41	Bone	2	-	1	-	-	-	-	-	-	-	3	-	-	-	1	-	-	7	0.66
C43	Melanoma of Skin	-	-	-	-	-	-	-	-	-	-	-	-	-	-	-	-	-	-	-
C44	Other Skin	-	-	-	-	-	-	-	-	1	-	2	1	1	-	2	3	-	10	0.94
C45	Mesothelioma	-	-	-	-	-	-	-	-	-	-	-	-	-	-	-	-	-	-	-
C46	Kaposi Sarcoma	-	-	-	-	-	-	-	-	-	-	-	-	-	-	-	-	-	-	-
C47+C49	Conn. & Soft Tissue	-	-	1	-	-	-	-	-	-	-	-	-	-	-	-	-	-	1	0.09
C50	Breast	-	-	-	-	3	4	5	21	22	25	29	14	11	12	7	2	-	155	14.54
C51	Vulva	-	-	-	-	-	-	-	-	-	1	-	-	-	-	-	1	-	2	0.19
C52	Vagina	-	-	-	-	-	-	-	-	-	-	-	-	-	-	-	-	-	-	-
C53	Cervix Uteri	-	-	-	-	1	1	13	22	34	31	30	12	13	3	2	4	-	166	15.57
C54	Corpus Uteri	-	-	-	-	-	-	-	-	-	3	2	5	2	-	-	-	-	12	1.13
C55	Uterus Unspecified	-	-	-	-	1	-	-	-	-	-	1	-	-	-	-	1	-	3	0.28
C56	Ovary etc.	-	-	-	-	1	-	3	2	7	5	3	2	1	2	3	2	-	31	2.91
C57	Other Female Genital	-	-	-	-	-	-	-	-	-	-	-	-	-	-	-	-	-	-	-
C58	Placenta	-	-	-	-	-	-	-	-	-	-	-	-	-	-	-	-	-	-	-
C64	Kidney etc.	1	-	-	-	-	-	-	-	1	-	-	-	-	2	-	-	-	4	0.38
C65	Renal Pelvis	-	-	-	-	-	-	-	-	-	-	-	-	-	-	-	-	-	-	-
C66	Ureter	-	-	-	-	-	-	-	-	-	-	-	-	-	-	-	-	-	-	-
C67	Urinary Bladder	-	-	-	-	-	-	-	-	1	-	2	-	-	2	2	1	-	8	0.75
C68	Uns.Urinary Organs	-	-	-	-	-	-	-	-	-	-	-	-	-	-	-	-	-	-	-
C69	Eye	-	-	-	-	-	-	-	-	-	-	-	-	-	-	-	1	-	1	0.09
C70-C72	Brain, Nervous System	-	-	1	1	-	-	-	1	1	-	3	-	2	1	3	1	-	14	1.31
C73	Thyroid	-	-	-	-	3	3	4	2	-	3	4	2	1	1	-	4	-	27	2.53
C74	Adrenal Gland	-	-	-	-	-	-	-	-	-	-	-	-	-	-	-	-	-	-	-
C81	Hodgkins Disease	-	-	-	-	-	-	-	-	-	-	-	-	-	-	-	-	-	-	-
C82-C85	NHL	-	-	-	-	-	-	1	-	-	1	1	1	1	1	1	2	-	9	0.84
C88	Malig Imn.Prol D	-	-	-	-	-	-	-	-	-	-	-	-	-	-	-	-	-	-	-
C90	Multiple Myeloma	-	-	-	-	-	-	-	-	-	-	-	-	-	-	1	-	-	1	0.09
C91	Lymphoid Leuk.	1	1	1	-	-	-	-	-	-	-	-	-	-	-	-	-	-	3	0.28
C92-C94	Myeloid Leukaemia	1	-	1	-	-	2	-	3	2	1	-	-	2	-	-	-	-	12	1.13
C95	Leukaemia Uns	-	-	-	-	-	1	-	1	-	-	-	1	-	-	-	-	-	3	0.28
C96	CMD,O&U LMH	-	-	-	-	-	-	-	-	-	-	-	1	-	-	-	-	-	1	0.09
O&U*	Other and Uns	2	-	1	1	2	-	1	2	2	5	7	9	6	8	7	14	-	67	6.29
	All Sites	7	2	6	3	14	17	37	65	91	105	132	104	104	101	102	176	-	1066	100.0

* O&U includes the Sites(ICD-10:C26, C39, C48, C75, C76, C77, C78, C79, C80, C97)

**TABLE AIZ-4(a): Average Annual Age Specific, Crude (CR),
Age Adjusted (AAR) (with Standard Error (SE)) and Truncated (35-64 yrs) (TR)
Incidence Rate per 100,000 population:2012 - 2014 - Males
AIZAWL DISTRICT**

ICD-10	00-04	05-09	10-14	15-19	20-24	25-29	30-34	35-39	40-44	45-49	50-54	55-59	60-64	65-69	70-74	75+	CR	AAR	SE	TR
C00	-	-	-	-	-	-	-	-	-	-	3.6	-	-	-	-	-	0.2	0.18	0.18	0.6
C01-C02	-	-	-	-	1.5	-	3.7	-	19.1	14.6	29.0	24.7	20.3	10.4	13.2	9.7	5.5	6.38	1.12	17.0
C03-C06	-	-	-	-	-	-	-	-	5.5	5.8	25.4	29.6	13.5	10.4	26.4	-	3.5	4.51	0.98	11.8
C07-C08	-	-	-	-	-	-	-	2.3	2.7	-	-	-	6.8	-	13.2	-	0.6	0.83	0.43	1.8
C09	-	-	-	-	-	-	-	2.3	8.2	5.8	14.5	-	33.8	10.4	-	9.7	2.7	3.56	0.89	9.9
C10	-	-	-	-	-	-	-	2.3	2.7	2.9	7.3	4.9	-	10.4	-	-	1.1	1.35	0.53	3.3
C11	-	-	-	-	-	-	3.7	2.3	5.5	17.5	10.9	14.8	13.5	10.4	26.4	-	3.5	4.25	0.94	10.3
C12-C13	-	-	-	-	1.5	-	1.8	4.5	16.4	11.7	105.3	64.1	60.8	72.7	79.2	48.6	13.3	17.18	1.94	39.4
C14	-	-	-	-	-	-	-	-	2.7	2.9	3.6	14.8	-	-	13.2	-	1.1	1.38	0.53	3.6
C15	-	-	-	-	1.5	-	3.7	20.3	38.2	128.6	196.0	300.9	182.4	186.9	132.1	48.6	39.3	49.92	3.27	130.2
C16	-	-	-	-	-	-	-	9.0	24.5	35.1	90.7	118.4	209.5	207.6	369.8	427.6	31.8	43.94	3.20	70.2
C17	-	-	-	-	-	-	-	-	-	-	-	4.9	-	-	13.2	-	0.3	0.46	0.33	0.6
C18	-	-	-	-	-	1.6	-	2.3	-	14.6	7.3	9.9	20.3	41.5	52.8	87.5	5.0	6.76	1.25	8.3
C19-C20	-	-	-	-	-	1.6	-	-	13.6	14.6	14.5	34.5	33.8	62.3	39.6	87.5	7.2	9.69	1.48	16.6
C21	-	-	-	-	-	-	-	-	-	-	-	-	-	10.4	-	-	0.2	0.31	0.31	-
C22	-	-	1.7	-	-	1.6	3.7	9.0	16.4	35.1	18.1	29.6	74.3	51.9	52.8	87.5	10.6	13.56	1.72	28.0
C23-C24	-	-	-	-	-	-	-	-	-	-	14.5	4.9	13.5	10.4	13.2	19.4	1.8	2.43	0.75	4.7
C25	-	-	-	-	-	-	-	-	-	2.9	10.9	24.7	20.3	10.4	79.2	9.7	3.2	4.61	1.05	8.1
C30-C31	-	-	-	-	-	-	-	2.3	2.7	-	-	-	-	10.4	-	9.7	0.6	0.80	0.42	1.0
C32	-	-	-	-	-	-	-	-	8.2	2.9	39.9	54.3	33.8	31.1	-	19.4	5.8	7.51	1.28	19.9
C33-C34	-	-	-	-	-	-	-	-	5.5	29.2	39.9	69.1	209.5	280.3	264.1	447.0	25.8	37.85	3.04	49.1
C37-C38	-	-	-	-	-	-	-	-	-	-	-	-	6.8	-	-	-	0.2	0.27	0.27	0.9
C40-C41	-	1.8	-	-	1.5	-	-	-	-	-	-	-	-	-	-	19.4	0.6	0.69	0.35	-
C43	-	-	-	-	-	-	-	-	-	-	-	-	-	-	-	-	-	-	-	-
C44	-	-	-	-	1.5	-	-	2.3	-	2.9	-	-	6.8	20.8	13.2	19.4	1.4	1.98	0.69	1.9
C45	-	-	-	-	-	-	-	-	-	-	-	-	-	-	-	-	-	-	-	-
C46	-	-	-	-	-	-	-	-	-	-	-	-	-	-	-	-	-	-	-	-
C47+C49	-	-	-	1.6	-	-	-	-	-	-	7.3	-	-	-	-	-	0.5	0.51	0.29	1.2
C50	-	-	-	-	-	-	-	-	-	-	-	-	-	-	-	-	-	-	-	-
C60	-	-	-	-	-	-	-	-	2.7	2.9	3.6	-	-	10.4	13.2	9.7	1.0	1.29	0.54	1.7
C61	-	-	-	-	-	-	-	-	-	-	-	-	-	10.4	52.8	106.9	2.6	3.51	0.89	-
C62	1.7	-	-	1.6	-	-	-	-	2.7	-	-	-	-	-	-	-	0.5	0.51	0.30	0.5
C63	-	-	-	-	-	-	-	2.3	-	2.9	-	-	-	-	-	-	0.3	0.31	0.22	1.0
C64	3.4	-	-	-	-	3.3	-	-	-	2.9	3.6	-	-	10.4	-	-	1.1	1.33	0.53	1.2
C65	-	-	-	-	-	-	-	-	-	-	-	-	-	-	-	-	-	-	-	-
C66	-	-	-	-	-	-	-	-	-	-	-	4.9	-	-	-	9.7	0.3	0.39	0.28	0.6
C67	-	-	-	-	-	-	-	2.3	2.7	-	3.6	4.9	-	62.3	-	58.3	2.6	3.71	0.96	2.2
C68	-	-	-	-	-	-	-	-	-	-	-	-	-	-	-	9.7	0.2	0.19	0.19	-
C69	3.4	-	-	-	-	1.6	-	-	2.7	2.9	-	-	-	-	13.2	-	1.0	1.14	0.48	1.1
C70-C72	1.7	-	1.7	-	-	-	1.8	2.3	-	-	3.6	9.9	6.8	10.4	26.4	9.7	1.9	2.48	0.74	3.2
C73	-	-	-	-	-	-	1.8	-	-	-	-	-	-	10.4	-	38.9	1.0	1.20	0.51	-
C74	-	-	-	-	-	-	-	-	-	-	-	-	-	-	-	-	-	-	-	-
C81	-	-	-	-	-	-	-	-	-	-	-	-	-	-	-	-	-	-	-	-
C82-C85	-	-	3.5	3.2	-	-	1.8	6.8	2.7	11.7	3.6	9.9	6.8	20.8	-	48.6	3.9	4.42	0.93	6.8
C88	-	-	-	-	-	-	-	-	-	-	-	-	-	-	-	-	-	-	-	-
C90	-	-	-	-	-	-	-	-	-	-	-	4.9	-	10.4	13.2	9.7	0.6	0.97	0.49	0.6
C91	5.1	5.3	1.7	1.6	-	-	-	-	-	-	3.6	4.9	-	20.8	13.2	-	2.1	2.70	0.77	1.2
C92-C94	-	-	-	-	1.5	3.3	-	2.3	-	5.8	-	14.8	13.5	-	13.2	19.4	2.2	2.66	0.73	5.2
C95	-	-	-	-	-	-	-	-	2.7	2.9	3.6	-	-	-	13.2	-	0.6	0.78	0.40	1.7
C96	-	-	-	-	-	-	1.8	-	2.7	-	-	-	6.8	-	-	9.7	0.6	0.74	0.39	1.4
O&U*	3.4	3.5	1.7	-	-	-	3.7	9.0	16.4	26.3	43.6	49.3	74.3	103.8	145.3	204.1	16.2	21.46	2.19	33.0
All Sites	18.5	10.6	10.4	7.9	9.2	13.1	27.5	83.4	207.1	385.7	707.8	907.7	1067.6	1318.5	1505.5	1885.3	204.6	270.7	7.75	499.9

* O&U includes the Sites(ICD-10:C26, C39, C48, C75, C76, C77, C78, C79, C80, C97)

**TABLE AIZ-4(b): Average Annual Age Specific, Crude (CR),
Age Adjusted (AAR) (with Standard Error (SE)) and Truncated (35-64 yrs) (TR)
Incidence Rate per 100,000 population:2012 - 2014 - Females
AIZAWL DISTRICT**

ICD-10	00-04	05-09	10-14	15-19	20-24	25-29	30-34	35-39	40-44	45-49	50-54	55-59	60-64	65-69	70-74	75+	CR	AAR	SE	TR
C00	-	-	-	-	-	-	-	-	-	-	3.5	-	-	-	-	8.8	0.3	0.35	0.25	0.6
C01-C02	-	-	-	-	-	-	-	-	-	2.7	6.9	5.0	-	-	12.8	17.6	1.1	1.32	0.50	2.3
C03-C06	-	-	-	-	-	-	-	2.2	2.7	10.9	-	-	6.4	9.7	-	52.9	2.2	2.55	0.70	3.9
C07-C08	-	-	-	-	-	-	-	-	-	-	6.9	-	6.4	-	-	-	0.5	0.60	0.35	1.9
C09	-	-	-	-	-	-	-	-	2.7	-	-	-	12.8	-	-	-	0.5	0.67	0.40	2.2
C10	-	-	-	-	-	-	-	-	-	-	-	-	-	-	-	-	-	-	-	-
C11	-	-	-	-	-	-	-	4.3	8.1	2.7	3.5	5.0	-	9.7	-	-	1.4	1.57	0.54	4.1
C12-C13	-	-	-	-	-	-	-	-	5.4	2.7	3.5	-	19.2	9.7	-	-	1.3	1.72	0.62	4.6
C14	-	-	-	-	-	-	-	-	-	-	-	-	-	-	-	-	-	-	-	-
C15	-	-	-	-	-	-	-	-	5.4	19.1	24.3	44.8	51.2	77.4	38.3	35.3	7.5	10.32	1.52	21.0
C16	-	-	-	-	-	4.7	5.1	6.5	10.8	13.6	34.6	39.8	128.0	164.4	178.8	211.7	17.4	23.73	2.32	33.2
C17	-	-	-	-	-	-	-	-	-	-	3.5	5.0	6.4	-	12.8	8.8	0.8	1.06	0.48	2.0
C18	-	-	-	-	3.0	1.6	1.7	-	2.7	2.7	6.9	10.0	6.4	38.7	51.1	70.6	4.2	5.39	1.08	4.3
C19-C20	-	-	-	-	1.5	1.6	-	-	2.7	2.7	6.9	10.0	32.0	9.7	51.1	44.1	3.6	4.79	1.02	7.6
C21	-	-	-	-	-	-	-	-	-	-	-	-	-	-	-	26.5	0.5	0.53	0.31	-
C22	-	-	-	-	-	1.6	3.4	-	2.7	10.9	13.9	19.9	19.2	19.3	12.8	44.1	4.2	5.12	1.02	9.9
C23-C24	-	-	-	-	-	-	-	4.3	5.4	5.5	6.9	24.9	12.8	29.0	63.8	44.1	4.4	5.79	1.12	8.9
C25	-	-	-	-	-	-	-	2.2	-	-	3.5	10.0	-	29.0	25.5	35.3	2.0	2.79	0.80	2.3
C30-C31	-	-	-	-	-	-	-	-	-	-	-	-	-	-	12.8	8.8	0.3	0.43	0.31	-
C32	-	-	-	-	-	-	-	-	-	-	6.9	-	-	-	25.5	8.8	0.8	1.03	0.47	1.1
C33-C34	-	-	-	1.6	-	-	6.8	4.3	5.4	8.2	24.3	104.5	108.8	270.8	446.9	617.4	29.8	40.78	3.03	34.9
C37-C38	-	1.8	-	-	-	-	-	-	-	-	-	-	-	-	-	-	0.2	0.18	0.18	-
C40-C41	3.4	-	1.8	-	-	-	-	-	-	-	10.4	-	-	-	12.8	-	1.1	1.35	0.52	1.7
C43	-	-	-	-	-	-	-	-	-	-	-	-	-	-	-	-	-	-	-	-
C44	-	-	-	-	-	-	-	-	2.7	-	6.9	5.0	6.4	-	25.5	26.5	1.6	2.00	0.64	3.1
C45	-	-	-	-	-	-	-	-	-	-	-	-	-	-	-	-	-	-	-	-
C46	-	-	-	-	-	-	-	-	-	-	-	-	-	-	-	-	-	-	-	-
C47+C49	-	-	1.8	-	-	-	-	-	-	-	-	-	-	-	-	-	0.2	0.16	0.16	-
C50	-	-	-	-	4.5	6.3	8.5	45.4	59.4	68.2	100.5	69.7	70.4	116.0	89.4	17.6	24.3	28.00	2.33	67.8
C51	-	-	-	-	-	-	-	-	-	2.7	-	-	-	-	-	8.8	0.3	0.34	0.24	0.5
C52	-	-	-	-	-	-	-	-	-	-	-	-	-	-	-	-	-	-	-	-
C53	-	-	-	-	1.5	1.6	22.1	47.6	91.8	84.6	103.9	59.7	83.2	29.0	25.5	35.3	26.0	28.01	2.23	78.6
C54	-	-	-	-	-	-	-	-	-	8.2	6.9	24.9	12.8	-	-	-	1.9	2.35	0.69	7.6
C55	-	-	-	-	1.5	-	-	-	-	-	3.5	-	-	-	-	8.8	0.5	0.47	0.27	0.6
C56	-	-	-	-	1.5	-	5.1	4.3	18.9	13.6	10.4	10.0	6.4	19.3	38.3	17.6	4.9	5.51	1.03	10.9
C57	-	-	-	-	-	-	-	-	-	-	-	-	-	-	-	-	-	-	-	-
C58	-	-	-	-	-	-	-	-	-	-	-	-	-	-	-	-	-	-	-	-
C64	1.7	-	-	-	-	-	-	-	2.7	-	-	-	-	19.3	-	-	0.6	0.95	0.49	0.5
C65	-	-	-	-	-	-	-	-	-	-	-	-	-	-	-	-	-	-	-	-
C66	-	-	-	-	-	-	-	-	-	-	-	-	-	-	-	-	-	-	-	-
C67	-	-	-	-	-	-	-	-	2.7	-	6.9	-	-	19.3	25.5	8.8	1.3	1.78	0.65	1.6
C68	-	-	-	-	-	-	-	-	-	-	-	-	-	-	-	-	-	-	-	-
C69	-	-	-	-	-	-	-	-	-	-	-	-	-	-	-	8.8	0.2	0.18	0.18	-
C70-C72	-	-	1.8	1.6	-	-	-	2.2	2.7	-	10.4	-	12.8	9.7	38.3	8.8	2.2	2.86	0.79	4.3
C73	-	-	-	-	4.5	4.7	6.8	4.3	-	8.2	13.9	10.0	6.4	9.7	-	35.3	4.2	4.24	0.85	6.8
C74	-	-	-	-	-	-	-	-	-	-	-	-	-	-	-	-	-	-	-	-
C81	-	-	-	-	-	-	-	-	-	-	-	-	-	-	-	-	-	-	-	-
C82-C85	-	-	-	-	-	-	1.7	-	-	2.7	3.5	5.0	6.4	9.7	12.8	17.6	1.4	1.79	0.62	2.6
C88	-	-	-	-	-	-	-	-	-	-	-	-	-	-	-	-	-	-	-	-
C90	-	-	-	-	-	-	-	-	-	-	-	-	-	-	12.8	-	0.2	0.26	0.26	-
C91	1.7	1.8	1.8	-	-	-	-	-	-	-	-	-	-	-	-	-	0.5	0.54	0.32	-
C92-C94	1.7	-	1.8	-	-	3.1	-	6.5	5.4	2.7	-	-	12.8	-	-	-	1.9	2.00	0.60	4.5
C95	-	-	-	-	-	1.6	-	2.2	-	-	-	5.0	-	-	-	-	0.5	0.45	0.27	1.1
C96	-	-	-	-	-	-	-	-	-	-	-	5.0	-	-	-	-	0.2	0.20	0.20	0.6
O&U*	3.4	-	1.8	1.6	3.0	-	1.7	4.3	5.4	13.6	24.3	44.8	38.4	77.4	89.4	123.5	10.5	13.58	1.71	19.2
All Sites	12.0	3.6	10.5	4.8	20.8	26.7	63.0	140.5	245.7	286.6	457.3	517.6	665.8	976.7	1302.5	1552.4	167.3	207.7	6.55	356.7

* O&U includes the Sites(ICD-10:C26, C39, C48, C75, C76, C77, C78, C79, C80, C97)

**TABLE AIZ-5(a): Number (#) and Proportion (%) of Cancers by Site
(ICD-10) and Method of Diagnosis: 2012 - 2014 - Males
AIZAWL DISTRICT**

ICD-10	Site	Microscopic		X-ray/Imaging		Clinical		Others		D.C.O		Unknown		Total	
		#	%	#	%	#	%	#	%	#	%	#	%	#	%
C00	Lip	1	100.0	-	-	-	-	-	-	-	-	-	-	1	100.0
C01-C02	Tongue	34	100.0	-	-	-	-	-	-	-	-	-	-	34	100.0
C03-C06	Mouth	22	100.0	-	-	-	-	-	-	-	-	-	-	22	100.0
C07-C08	Salivary Gland	4	100.0	-	-	-	-	-	-	-	-	-	-	4	100.0
C09	Tonsil	16	94.1	-	-	1	5.9	-	-	-	-	-	-	17	100.0
C10	Oth. Oropharynx	7	100.0	-	-	-	-	-	-	-	-	-	-	7	100.0
C11	Nasopharynx	20	90.9	1	4.5	-	-	1	4.5	-	-	-	-	22	100.0
C12-C13	Hypopharynx	79	95.2	1	1.2	1	1.2	2	2.4	-	-	-	-	83	100.0
C14	Pharynx Unspecified	7	100.0	-	-	-	-	-	-	-	-	-	-	7	100.0
C15	Oesophagus	228	93.1	1	0.4	1	0.4	12	4.9	3	1.2	-	-	245	100.0
C16	Stomach	179	90.4	1	0.5	-	-	11	5.6	7	3.5	-	-	198	100.0
C17	Small Intestine	2	100.0	-	-	-	-	-	-	-	-	-	-	2	100.0
C18	Colon	27	87.1	1	3.2	1	3.2	2	6.5	-	-	-	-	31	100.0
C19-C20	Rectum	42	93.3	-	-	1	2.2	2	4.4	-	-	-	-	45	100.0
C21	Anus & Anal Canal	-	-	-	-	1	100.0	-	-	-	-	-	-	1	100.0
C22	Liver	53	80.3	8	12.1	-	-	5	7.6	-	-	-	-	66	100.0
C23-C24	Gallbladder etc.	10	90.9	-	-	-	-	1	9.1	-	-	-	-	11	100.0
C25	Pancreas	6	30.0	6	30.0	-	-	6	30.0	2	10.0	-	-	20	100.0
C30-C31	Nose, Sinuses etc.	3	75.0	-	-	1	25.0	-	-	-	-	-	-	4	100.0
C32	Larynx	34	94.4	1	2.8	-	-	-	-	1	2.8	-	-	36	100.0
C33-C34	Lung etc.	130	80.7	22	13.7	1	0.6	5	3.1	3	1.9	-	-	161	100.0
C37-C38	Other Thoracic Organs	1	100.0	-	-	-	-	-	-	-	-	-	-	1	100.0
C40-C41	Bone	3	75.0	1	25.0	-	-	-	-	-	-	-	-	4	100.0
C43	Melanoma of Skin	-	-	-	-	-	-	-	-	-	-	-	-	-	-
C44	Other Skin	9	100.0	-	-	-	-	-	-	-	-	-	-	9	100.0
C45	Mesothelioma	-	-	-	-	-	-	-	-	-	-	-	-	-	-
C46	Kaposi Sarcoma	-	-	-	-	-	-	-	-	-	-	-	-	-	-
C47+C49	Conn. & Soft Tissue	3	100.0	-	-	-	-	-	-	-	-	-	-	3	100.0
C50	Breast	-	-	-	-	-	-	-	-	-	-	-	-	-	-
C60	Penis	6	100.0	-	-	-	-	-	-	-	-	-	-	6	100.0
C61	Prostate	14	87.5	-	-	-	-	2	12.5	-	-	-	-	16	100.0
C62	Testis	3	100.0	-	-	-	-	-	-	-	-	-	-	3	100.0
C63	Other Male Genital	2	100.0	-	-	-	-	-	-	-	-	-	-	2	100.0
C64	Kidney etc.	7	100.0	-	-	-	-	-	-	-	-	-	-	7	100.0
C65	Renal Pelvis	-	-	-	-	-	-	-	-	-	-	-	-	-	-
C66	Ureter	2	100.0	-	-	-	-	-	-	-	-	-	-	2	100.0
C67	Urinary Bladder	13	81.3	2	12.5	-	-	1	6.3	-	-	-	-	16	100.0
C68	Uns.Urinary Organs	1	100.0	-	-	-	-	-	-	-	-	-	-	1	100.0
C69	Eye	6	100.0	-	-	-	-	-	-	-	-	-	-	6	100.0
C70-C72	Brain, Nervous System	2	16.7	7	58.3	-	-	3	25.0	-	-	-	-	12	100.0
C73	Thyroid	6	100.0	-	-	-	-	-	-	-	-	-	-	6	100.0
C74	Adrenal Gland	-	-	-	-	-	-	-	-	-	-	-	-	-	-
C81	Hodgkins Disease	-	-	-	-	-	-	-	-	-	-	-	-	-	-
C82-C85	NHL	23	95.8	-	-	-	-	-	-	1	4.2	-	-	24	100.0
C88	Malig Imn.Prol D	-	-	-	-	-	-	-	-	-	-	-	-	-	-
C90	Multiple Myeloma	4	100.0	-	-	-	-	-	-	-	-	-	-	4	100.0
C91	Lymphoid Leuk.	13	100.0	-	-	-	-	-	-	-	-	-	-	13	100.0
C92-C94	Myeloid Leukaemia	14	100.0	-	-	-	-	-	-	-	-	-	-	14	100.0
C95	Leukaemia Uns	4	100.0	-	-	-	-	-	-	-	-	-	-	4	100.0
C96	CMD,O&U LMH	4	100.0	-	-	-	-	-	-	-	-	-	-	4	100.0
O&U*	Other and Uns	86	85.1	1	1.0	-	-	1	1.0	13	12.9	-	-	101	100.0
	All Sites	1130	88.6	53	4.2	8	0.6	54	4.2	30	2.4	-	-	1275	100.0

* O&U includes the Sites(ICD-10:C26, C39, C48, C75, C76, C77, C78, C79, C80, C97)

**TABLE AIZ-5(b): Number (#) and Proportion (%) of Cancers by Site
(ICD-10) and Method of Diagnosis: 2012 - 2014 - Females
AIZAWL DISTRICT**

ICD-10	Site	Microscopic		X-ray/Imaging		Clinical		Others		D.C.O		Unknown		Total	
		#	%	#	%	#	%	#	%	#	%	#	%	#	%
C00	Lip	2	100.0	-	-	-	-	-	-	-	-	-	-	2	100.0
C01-C02	Tongue	7	100.0	-	-	-	-	-	-	-	-	-	-	7	100.0
C03-C06	Mouth	14	100.0	-	-	-	-	-	-	-	-	-	-	14	100.0
C07-C08	Salivary Gland	3	100.0	-	-	-	-	-	-	-	-	-	-	3	100.0
C09	Tonsil	3	100.0	-	-	-	-	-	-	-	-	-	-	3	100.0
C10	Oth. Oropharynx	-	-	-	-	-	-	-	-	-	-	-	-	-	-
C11	Nasopharynx	9	100.0	-	-	-	-	-	-	-	-	-	-	9	100.0
C12-C13	Hypopharynx	8	100.0	-	-	-	-	-	-	-	-	-	-	8	100.0
C14	Pharynx Unspecified	-	-	-	-	-	-	-	-	-	-	-	-	-	-
C15	Oesophagus	45	93.8	1	2.1	-	-	1	2.1	1	2.1	-	-	48	100.0
C16	Stomach	99	89.2	2	1.8	-	-	8	7.2	2	1.8	-	-	111	100.0
C17	Small Intestine	5	100.0	-	-	-	-	-	-	-	-	-	-	5	100.0
C18	Colon	23	85.2	1	3.7	1	3.7	2	7.4	-	-	-	-	27	100.0
C19-C20	Rectum	20	87.0	2	8.7	-	-	1	4.3	-	-	-	-	23	100.0
C21	Anus & Anal Canal	3	100.0	-	-	-	-	-	-	-	-	-	-	3	100.0
C22	Liver	20	74.1	5	18.5	-	-	-	-	2	7.4	-	-	27	100.0
C23-C24	Gallbladder etc.	18	64.3	8	28.6	1	3.6	-	-	1	3.6	-	-	28	100.0
C25	Pancreas	2	15.4	9	69.2	-	-	2	15.4	-	-	-	-	13	100.0
C30-C31	Nose, Sinuses etc.	1	50.0	1	50.0	-	-	-	-	-	-	-	-	2	100.0
C32	Larynx	4	80.0	-	-	-	-	1	20.0	-	-	-	-	5	100.0
C33-C34	Lung etc.	154	81.1	23	12.1	1	0.5	6	3.2	6	3.2	-	-	190	100.0
C37-C38	Other Thoracic Organs	1	100.0	-	-	-	-	-	-	-	-	-	-	1	100.0
C40-C41	Bone	6	85.7	1	14.3	-	-	-	-	-	-	-	-	7	100.0
C43	Melanoma of Skin	-	-	-	-	-	-	-	-	-	-	-	-	-	-
C44	Other Skin	10	100.0	-	-	-	-	-	-	-	-	-	-	10	100.0
C45	Mesothelioma	-	-	-	-	-	-	-	-	-	-	-	-	-	-
C46	Kaposi Sarcoma	-	-	-	-	-	-	-	-	-	-	-	-	-	-
C47+C49	Conn. & Soft Tissue	1	100.0	-	-	-	-	-	-	-	-	-	-	1	100.0
C50	Breast	150	96.8	2	1.3	2	1.3	-	-	1	0.6	-	-	155	100.0
C51	Vulva	2	100.0	-	-	-	-	-	-	-	-	-	-	2	100.0
C52	Vagina	-	-	-	-	-	-	-	-	-	-	-	-	-	-
C53	Cervix Uteri	155	93.4	-	-	4	2.4	-	-	7	4.2	-	-	166	100.0
C54	Corpus Uteri	12	100.0	-	-	-	-	-	-	-	-	-	-	12	100.0
C55	Uterus Unspecified	3	100.0	-	-	-	-	-	-	-	-	-	-	3	100.0
C56	Ovary etc.	28	90.3	3	9.7	-	-	-	-	-	-	-	-	31	100.0
C57	Other Female Genital	-	-	-	-	-	-	-	-	-	-	-	-	-	-
C58	Placenta	-	-	-	-	-	-	-	-	-	-	-	-	-	-
C64	Kidney etc.	4	100.0	-	-	-	-	-	-	-	-	-	-	4	100.0
C65	Renal Pelvis	-	-	-	-	-	-	-	-	-	-	-	-	-	-
C66	Ureter	-	-	-	-	-	-	-	-	-	-	-	-	-	-
C67	Urinary Bladder	8	100.0	-	-	-	-	-	-	-	-	-	-	8	100.0
C68	Uns.Urinary Organs	-	-	-	-	-	-	-	-	-	-	-	-	-	-
C69	Eye	-	-	-	-	1	100.0	-	-	-	-	-	-	1	100.0
C70-C72	Brain, Nervous System	4	28.6	6	42.9	-	-	4	28.6	-	-	-	-	14	100.0
C73	Thyroid	26	96.3	-	-	-	-	1	3.7	-	-	-	-	27	100.0
C74	Adrenal Gland	-	-	-	-	-	-	-	-	-	-	-	-	-	-
C81	Hodgkins Disease	-	-	-	-	-	-	-	-	-	-	-	-	-	-
C82-C85	NHL	8	88.9	-	-	1	11.1	-	-	-	-	-	-	9	100.0
C88	Malig Imn.Prol D	-	-	-	-	-	-	-	-	-	-	-	-	-	-
C90	Multiple Myeloma	1	100.0	-	-	-	-	-	-	-	-	-	-	1	100.0
C91	Lymphoid Leuk.	3	100.0	-	-	-	-	-	-	-	-	-	-	3	100.0
C92-C94	Myeloid Leukaemia	12	100.0	-	-	-	-	-	-	-	-	-	-	12	100.0
C95	Leukaemia Uns	3	100.0	-	-	-	-	-	-	-	-	-	-	3	100.0
C96	CMD,O&U LMH	1	100.0	-	-	-	-	-	-	-	-	-	-	1	100.0
O&U*	Other and Uns	53	79.1	2	3.0	-	-	1	1.5	11	16.4	-	-	67	100.0
	All Sites	931	87.3	66	6.2	11	1.0	27	2.5	31	2.9	-	-	1066	100.0

* O&U includes the Sites(ICD-10:C26, C39, C48, C75, C76, C77, C78, C79, C80, C97)

**TABLE AIZ-6(a): Number (#) and Proportion (%) of Cancers by Site
(ICD-10) and Detailed Microscopic Diagnosis: 2012 - 2014 - Males
AIZAWL DISTRICT**

ICD-10	Site	Pri. Hist		Sec. Hist		Cytology		Blood Film		Bone Marrow		Others		Total	
		#	%	#	%	#	%	#	%	#	%	#	%	#	%
C00	Lip	1	100.0	-	-	-	-	-	-	-	-	-	-	1	100.0
C01-C02	Tongue	33	97.1	-	-	1	2.9	-	-	-	-	-	-	34	100.0
C03-C06	Mouth	20	90.9	-	-	2	9.1	-	-	-	-	-	-	22	100.0
C07-C08	Salivary Gland	2	50.0	-	-	2	50.0	-	-	-	-	-	-	4	100.0
C09	Tonsil	15	88.2	-	-	1	5.9	-	-	-	-	1	5.9	17	100.0
C10	Oth. Oropharynx	7	100.0	-	-	-	-	-	-	-	-	-	-	7	100.0
C11	Nasopharynx	17	77.3	-	-	3	13.6	-	-	-	-	2	9.1	22	100.0
C12-C13	Hypopharynx	70	84.3	-	-	9	10.8	-	-	-	-	4	4.8	83	100.0
C14	Pharynx Unspecified	6	85.7	-	-	1	14.3	-	-	-	-	-	-	7	100.0
C15	Oesophagus	217	88.6	-	-	11	4.5	-	-	-	-	17	6.9	245	100.0
C16	Stomach	177	89.4	-	-	2	1.0	-	-	-	-	19	9.6	198	100.0
C17	Small Intestine	2	100.0	-	-	-	-	-	-	-	-	-	-	2	100.0
C18	Colon	27	87.1	-	-	-	-	-	-	-	-	4	12.9	31	100.0
C19-C20	Rectum	42	93.3	-	-	-	-	-	-	-	-	3	6.7	45	100.0
C21	Anus & Anal Canal	-	-	-	-	-	-	-	-	-	-	1	100.0	1	100.0
C22	Liver	29	43.9	1	1.5	23	34.8	-	-	-	-	13	19.7	66	100.0
C23-C24	Gallbladder etc.	8	72.7	-	-	2	18.2	-	-	-	-	1	9.1	11	100.0
C25	Pancreas	5	25.0	1	5.0	-	-	-	-	-	-	14	70.0	20	100.0
C30-C31	Nose, Sinuses etc.	2	50.0	-	-	1	25.0	-	-	-	-	1	25.0	4	100.0
C32	Larynx	32	88.9	-	-	2	5.6	-	-	-	-	2	5.6	36	100.0
C33-C34	Lung etc.	54	33.5	-	-	76	47.2	-	-	-	-	31	19.3	161	100.0
C37-C38	Other Thoracic Organs	-	-	-	-	1	100.0	-	-	-	-	-	-	1	100.0
C40-C41	Bone	2	50.0	-	-	1	25.0	-	-	-	-	1	25.0	4	100.0
C43	Melanoma of Skin	-	-	-	-	-	-	-	-	-	-	-	-	-	-
C44	Other Skin	9	100.0	-	-	-	-	-	-	-	-	-	-	9	100.0
C45	Mesothelioma	-	-	-	-	-	-	-	-	-	-	-	-	-	-
C46	Kaposi Sarcoma	-	-	-	-	-	-	-	-	-	-	-	-	-	-
C47+C49	Conn. & Soft Tissue	3	100.0	-	-	-	-	-	-	-	-	-	-	3	100.0
C50	Breast	-	-	-	-	-	-	-	-	-	-	-	-	-	-
C60	Penis	6	100.0	-	-	-	-	-	-	-	-	-	-	6	100.0
C61	Prostate	14	87.5	-	-	-	-	-	-	-	-	2	12.5	16	100.0
C62	Testis	2	66.7	-	-	1	33.3	-	-	-	-	-	-	3	100.0
C63	Other Male Genital	2	100.0	-	-	-	-	-	-	-	-	-	-	2	100.0
C64	Kidney etc.	6	85.7	-	-	1	14.3	-	-	-	-	-	-	7	100.0
C65	Renal Pelvis	-	-	-	-	-	-	-	-	-	-	-	-	-	-
C66	Ureter	2	100.0	-	-	-	-	-	-	-	-	-	-	2	100.0
C67	Urinary Bladder	13	81.3	-	-	-	-	-	-	-	-	3	18.8	16	100.0
C68	Uns.Urinary Organs	1	100.0	-	-	-	-	-	-	-	-	-	-	1	100.0
C69	Eye	6	100.0	-	-	-	-	-	-	-	-	-	-	6	100.0
C70-C72	Brain, Nervous System	2	16.7	-	-	-	-	-	-	-	-	10	83.3	12	100.0
C73	Thyroid	3	50.0	-	-	3	50.0	-	-	-	-	-	-	6	100.0
C74	Adrenal Gland	-	-	-	-	-	-	-	-	-	-	-	-	-	-
C81	Hodgkins Disease	-	-	-	-	-	-	-	-	-	-	-	-	-	-
C82-C85	NHL	15	62.5	-	-	8	33.3	-	-	-	-	1	4.2	24	100.0
C88	Malig Imn.Prol D	-	-	-	-	-	-	-	-	-	-	-	-	-	-
C90	Multiple Myeloma	1	25.0	-	-	-	-	-	-	3	75.0	-	-	4	100.0
C91	Lymphoid Leuk.	1	7.7	-	-	-	-	1	7.7	11	84.6	-	-	13	100.0
C92-C94	Myeloid Leukaemia	1	7.1	-	-	1	7.1	1	7.1	11	78.6	-	-	14	100.0
C95	Leukaemia Uns	-	-	-	-	-	-	-	-	4	100.0	-	-	4	100.0
C96	CMD,O&U LMH	-	-	-	-	-	-	-	-	4	100.0	-	-	4	100.0
O&U*	Other and Uns	24	23.8	1	1.0	60	59.4	-	-	1	1.0	15	14.9	101	100.0
	All Sites	879	68.9	3	0.2	212	16.6	2	0.2	34	2.7	145	11.4	1275	100.0

* O&U includes the Sites(ICD-10:C26, C39, C48, C75, C76, C77, C78, C79, C80, C97)

**TABLE AIZ-6(b): Number (#) and Proportion (%) of Cancers by Site
(ICD-10) and Detailed Microscopic Diagnosis: 2012 - 2014 - Females
AIZAWL DISTRICT**

ICD-10	Site	Pri. Hist		Sec. Hist		Cytology		Blood Film		Bone Marrow		Others		Total	
		#	%	#	%	#	%	#	%	#	%	#	%	#	%
C00	Lip	2	100.0	-	-	-	-	-	-	-	-	-	-	2	100.0
C01-C02	Tongue	6	85.7	-	-	1	14.3	-	-	-	-	-	-	7	100.0
C03-C06	Mouth	13	92.9	-	-	1	7.1	-	-	-	-	-	-	14	100.0
C07-C08	Salivary Gland	2	66.7	-	-	1	33.3	-	-	-	-	-	-	3	100.0
C09	Tonsil	3	100.0	-	-	-	-	-	-	-	-	-	-	3	100.0
C10	Oth. Oropharynx	-	-	-	-	-	-	-	-	-	-	-	-	-	-
C11	Nasopharynx	9	100.0	-	-	-	-	-	-	-	-	-	-	9	100.0
C12-C13	Hypopharynx	7	87.5	-	-	1	12.5	-	-	-	-	-	-	8	100.0
C14	Pharynx Unspecified	-	-	-	-	-	-	-	-	-	-	-	-	-	-
C15	Oesophagus	42	87.5	-	-	3	6.3	-	-	-	-	3	6.3	48	100.0
C16	Stomach	95	85.6	-	-	4	3.6	-	-	-	-	12	10.8	111	100.0
C17	Small Intestine	5	100.0	-	-	-	-	-	-	-	-	-	-	5	100.0
C18	Colon	23	85.2	-	-	-	-	-	-	-	-	4	14.8	27	100.0
C19-C20	Rectum	20	87.0	-	-	-	-	-	-	-	-	3	13.0	23	100.0
C21	Anus & Anal Canal	2	66.7	-	-	1	33.3	-	-	-	-	-	-	3	100.0
C22	Liver	9	33.3	-	-	11	40.7	-	-	-	-	7	25.9	27	100.0
C23-C24	Gallbladder etc.	12	42.9	-	-	6	21.4	-	-	-	-	10	35.7	28	100.0
C25	Pancreas	1	7.7	-	-	1	7.7	-	-	-	-	11	84.6	13	100.0
C30-C31	Nose, Sinuses etc.	1	50.0	-	-	-	-	-	-	-	-	1	50.0	2	100.0
C32	Larynx	3	60.0	-	-	1	20.0	-	-	-	-	1	20.0	5	100.0
C33-C34	Lung etc.	63	33.2	2	1.1	89	46.8	-	-	-	-	36	18.9	190	100.0
C37-C38	Other Thoracic Organs	1	100.0	-	-	-	-	-	-	-	-	-	-	1	100.0
C40-C41	Bone	4	57.1	-	-	2	28.6	-	-	-	-	1	14.3	7	100.0
C43	Melanoma of Skin	-	-	-	-	-	-	-	-	-	-	-	-	-	-
C44	Other Skin	10	100.0	-	-	-	-	-	-	-	-	-	-	10	100.0
C45	Mesothelioma	-	-	-	-	-	-	-	-	-	-	-	-	-	-
C46	Kaposi Sarcoma	-	-	-	-	-	-	-	-	-	-	-	-	-	-
C47+C49	Conn. & Soft Tissue	1	100.0	-	-	-	-	-	-	-	-	-	-	1	100.0
C50	Breast	101	65.2	1	0.6	48	31.0	-	-	-	-	5	3.2	155	100.0
C51	Vulva	2	100.0	-	-	-	-	-	-	-	-	-	-	2	100.0
C52	Vagina	-	-	-	-	-	-	-	-	-	-	-	-	-	-
C53	Cervix Uteri	149	89.8	-	-	6	3.6	-	-	-	-	11	6.6	166	100.0
C54	Corpus Uteri	12	100.0	-	-	-	-	-	-	-	-	-	-	12	100.0
C55	Uterus Unspecified	3	100.0	-	-	-	-	-	-	-	-	-	-	3	100.0
C56	Ovary etc.	25	80.6	-	-	3	9.7	-	-	-	-	3	9.7	31	100.0
C57	Other Female Genital	-	-	-	-	-	-	-	-	-	-	-	-	-	-
C58	Placenta	-	-	-	-	-	-	-	-	-	-	-	-	-	-
C64	Kidney etc.	4	100.0	-	-	-	-	-	-	-	-	-	-	4	100.0
C65	Renal Pelvis	-	-	-	-	-	-	-	-	-	-	-	-	-	-
C66	Ureter	-	-	-	-	-	-	-	-	-	-	-	-	-	-
C67	Urinary Bladder	8	100.0	-	-	-	-	-	-	-	-	-	-	8	100.0
C68	Uns.Urinary Organs	-	-	-	-	-	-	-	-	-	-	-	-	-	-
C69	Eye	-	-	-	-	-	-	-	-	-	-	1	100.0	1	100.0
C70-C72	Brain, Nervous System	4	28.6	-	-	-	-	-	-	-	-	10	71.4	14	100.0
C73	Thyroid	19	70.4	-	-	7	25.9	-	-	-	-	1	3.7	27	100.0
C74	Adrenal Gland	-	-	-	-	-	-	-	-	-	-	-	-	-	-
C81	Hodgkins Disease	-	-	-	-	-	-	-	-	-	-	-	-	-	-
C82-C85	NHL	3	33.3	-	-	5	55.6	-	-	-	-	1	11.1	9	100.0
C88	Malig Imn.Prol D	-	-	-	-	-	-	-	-	-	-	-	-	-	-
C90	Multiple Myeloma	-	-	-	-	-	-	-	-	1	100.0	-	-	1	100.0
C91	Lymphoid Leuk.	-	-	-	-	-	-	-	-	3	100.0	-	-	3	100.0
C92-C94	Myeloid Leukaemia	1	8.3	-	-	-	-	4	33.3	7	58.3	-	-	12	100.0
C95	Leukaemia Uns	-	-	-	-	-	-	-	-	3	100.0	-	-	3	100.0
C96	CMD,O&U LMH	-	-	-	-	-	-	-	-	1	100.0	-	-	1	100.0
O&U*	Other and Uns	16	23.9	2	3.0	35	52.2	-	-	-	-	14	20.9	67	100.0
	All Sites	681	63.9	5	0.5	226	21.2	4	0.4	15	1.4	135	12.7	1066	100.0

* O&U includes the Sites(ICD-10:C26, C39, C48, C75, C76, C77, C78, C79, C80, C97)

**TABLE AIZ-7(a): Cumulative Rate (Cu.Rate%) & Cumulative Risk (Cu.Risk)
of individual sites (ICD-10) based on age specific rates
(from 0-64 and from 0-74 Years): 2012 - 2014 - Males
AIZAWL DISTRICT**

ICD-10	Site	0-64 Years		0-74 Years	
		Cu.Rate %	Cu.Risk	Cu.Rate %	Cu.Risk
C00	Lip	0.0	0.0	0.0	0.0
C01-C02	Tongue	0.6	0.6	0.7	0.7
C03-C06	Mouth	0.4	0.4	0.6	0.6
C07-C08	Salivary Gland	0.1	0.1	0.1	0.1
C09	Tonsil	0.3	0.3	0.4	0.4
C10	Oth. Oropharynx	0.1	0.1	0.2	0.2
C11	Nasopharynx	0.3	0.3	0.5	0.5
C12-C13	Hypopharynx	1.3	1.3	2.1	2.1
C14	Pharynx Unspecified	0.1	0.1	0.2	0.2
C15	Oesophagus	4.4	4.3	6.0	5.8
C16	Stomach	2.4	2.4	5.3	5.2
C17	Small Intestine	0.0	0.0	0.1	0.1
C18	Colon	0.3	0.3	0.8	0.7
C19-C20	Rectum	0.6	0.6	1.1	1.1
C21	Anus & Anal Canal	-	-	0.1	0.1
C22	Liver	0.9	0.9	1.5	1.5
C23-C24	Gallbladder etc.	0.2	0.2	0.3	0.3
C25	Pancreas	0.3	0.3	0.7	0.7
C30-C31	Nose, Sinuses etc.	0.0	0.0	0.1	0.1
C32	Larynx	0.7	0.7	0.9	0.8
C33-C34	Lung etc.	1.8	1.8	4.5	4.4
C37-C38	Other Thoracic Organs	0.0	0.0	0.0	0.0
C40-C41	Bone	0.0	0.0	0.0	0.0
C43	Melanoma of Skin	-	-	-	-
C44	Other Skin	0.1	0.1	0.2	0.2
C45	Mesothelioma	-	-	-	-
C46	Kaposi Sarcoma	-	-	-	-
C47+C49	Conn. & Soft Tissue	0.0	0.0	0.0	0.0
C50	Breast	-	-	-	-
C60	Penis	0.0	0.0	0.2	0.2
C61	Prostate	-	-	0.3	0.3
C62	Testis	0.0	0.0	0.0	0.0
C63	Other Male Genital	0.0	0.0	0.0	0.0
C64	Kidney etc.	0.1	0.1	0.1	0.1
C65	Renal Pelvis	-	-	-	-
C66	Ureter	0.0	0.0	0.0	0.0
C67	Urinary Bladder	0.1	0.1	0.4	0.4
C68	Uns.Urinary Organs	-	-	-	-
C69	Eye	0.1	0.1	0.1	0.1
C70-C72	Brain, Nervous System	0.1	0.1	0.3	0.3
C73	Thyroid	0.0	0.0	0.1	0.1
C74	Adrenal Gland	-	-	-	-
C81	Hodgkins Disease	-	-	-	-
C82-C85	NHL	0.2	0.2	0.4	0.4
C88	Malignant Immunoproliferative Disorders	-	-	-	-
C90	Multiple Myeloma	0.0	0.0	0.1	0.1
C91	Lymphoid Leuk.	0.1	0.1	0.3	0.3
C92-C94	Myeloid Leukaemia	0.2	0.2	0.3	0.3
C95	Leukaemia Uns	0.0	0.0	0.1	0.1
C96	Chronic Myeloid Leukaemia	0.1	0.1	0.1	0.1
O&U*	Other and Uns	1.2	1.1	2.4	2.4
	All Sites	17.28	15.87	31.40	26.95

* O&U includes the Sites(ICD-10:C26, C39, C48, C75, C76, C77, C78, C79, C80, C97)

**TABLE AIZ-7(b): Cumulative Rate (Cu.Rate%) & Cumulative Risk (Cu.Risk)
of individual sites (ICD-10) based on age specific rates
(from 0-64 and from 0-74 Years): 2012 - 2014 - Females
AIZAWL DISTRICT**

ICD-10	Site	0-64 Years		0-74 Years	
		Cu.Rate %	Cu.Risk	Cu.Rate %	Cu.Risk
C00	Lip	0.0	0.0	0.0	0.0
C01-C02	Tongue	0.1	0.1	0.1	0.1
C03-C06	Mouth	0.1	0.1	0.2	0.2
C07-C08	Salivary Gland	0.1	0.1	0.1	0.1
C09	Tonsil	0.1	0.1	0.1	0.1
C10	Oth. Oropharynx	-	-	-	-
C11	Nasopharynx	0.1	0.1	0.2	0.2
C12-C13	Hypopharynx	0.2	0.2	0.2	0.2
C14	Pharynx Unspecified	-	-	-	-
C15	Oesophagus	0.7	0.7	1.3	1.3
C16	Stomach	1.2	1.2	2.9	2.9
C17	Small Intestine	0.1	0.1	0.1	0.1
C18	Colon	0.2	0.2	0.6	0.6
C19-C20	Rectum	0.3	0.3	0.6	0.6
C21	Anus & Anal Canal	-	-	-	-
C22	Liver	0.4	0.4	0.5	0.5
C23-C24	Gallbladder etc.	0.3	0.3	0.8	0.8
C25	Pancreas	0.1	0.1	0.4	0.4
C30-C31	Nose, Sinuses etc.	-	-	0.1	0.1
C32	Larynx	0.0	0.0	0.2	0.2
C33-C34	Lung etc.	1.3	1.3	4.9	4.8
C37-C38	Other Thoracic Organs	0.0	0.0	0.0	0.0
C40-C41	Bone	0.1	0.1	0.1	0.1
C43	Melanoma of Skin	-	-	-	-
C44	Other Skin	0.1	0.1	0.2	0.2
C45	Mesothelioma	-	-	-	-
C46	Kaposi Sarcoma	-	-	-	-
C47+C49	Conn. & Soft Tissue	0.0	0.0	0.0	0.0
C50	Breast	2.2	2.1	3.2	3.1
C51	Vulva	0.0	0.0	0.0	0.0
C52	Vagina	-	-	-	-
C53	Cervix Uteri	2.5	2.4	2.8	2.7
C54	Corpus Uteri	0.3	0.3	0.3	0.3
C55	Uterus Unspecified	0.0	0.0	0.0	0.0
C56	Ovary etc.	0.4	0.4	0.6	0.6
C57	Other Female Genital	-	-	-	-
C58	Placenta	-	-	-	-
C64	Kidney etc.	0.0	0.0	0.1	0.1
C65	Renal Pelvis	-	-	-	-
C66	Ureter	-	-	-	-
C67	Urinary Bladder	0.0	0.0	0.3	0.3
C68	Uns.Urinary Organs	-	-	-	-
C69	Eye	-	-	-	-
C70-C72	Brain, Nervous System	0.2	0.2	0.4	0.4
C73	Thyroid	0.3	0.3	0.3	0.3
C74	Adrenal Gland	-	-	-	-
C81	Hodgkins Disease	-	-	-	-
C82-C85	NHL	0.1	0.1	0.2	0.2
C88	Malign.Imn.Prol D	-	-	-	-
C90	Multiple Myeloma	-	-	0.1	0.1
C91	Lymphoid Leuk.	0.0	0.0	0.0	0.0
C92-C94	Myeloid Leukaemia	0.2	0.2	0.2	0.2
C95	Leukaemia Uns	0.0	0.0	0.0	0.0
C96	CMD,O&U LMH	0.0	0.0	0.0	0.0
O&U*	Other and Uns	0.7	0.7	1.5	1.5
	All Sites	12.28	11.55	23.67	21.08

* O&U includes the Sites(ICD-10:C26, C39, C48, C75, C76, C77, C78, C79, C80, C97)

Figure MEA-1
Population Pyramid showing Age Distribution: 2012-2014
MIZORAM STATE - EXCL. AIZAWL

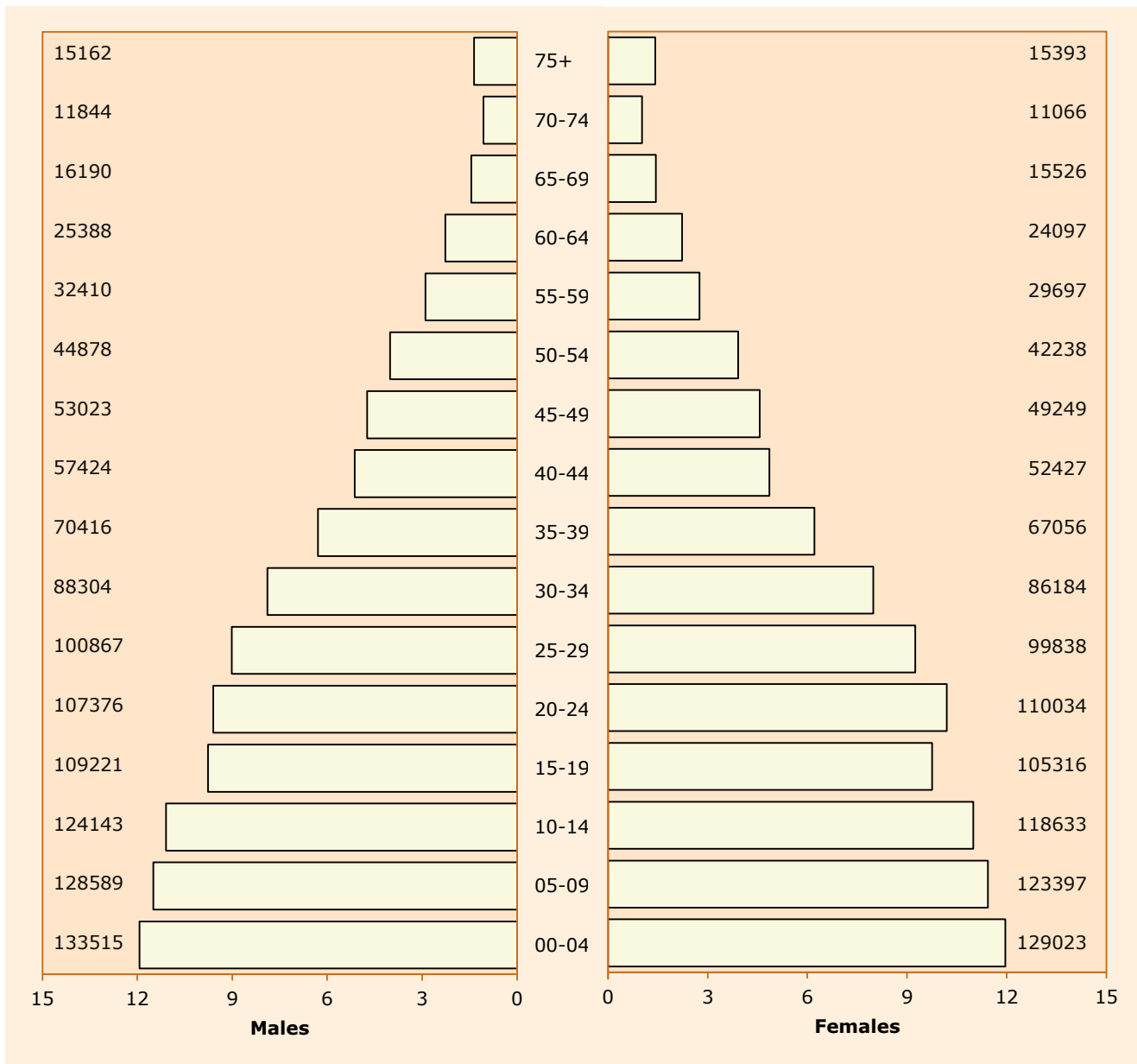


TABLE MEA-2
Population by Five Year Age Group and Gender: 2012 - 2014
Number and Relative Proportion(%)
MIZORAM STATE EXCL. AIZAWL

Age Group	Males		Females	
	Number	%	Number	%
00-04	133515	11.93	129023	11.96
05-09	128589	11.49	123397	11.43
10-14	124143	11.10	118633	10.99
15-19	109221	9.76	105316	9.76
20-24	107376	9.60	110034	10.20
25-29	100867	9.02	99838	9.25
30-34	88304	7.89	86184	7.99
35-39	70416	6.29	67056	6.21
40-44	57424	5.13	52427	4.86
45-49	53023	4.74	49249	4.56
50-54	44878	4.01	42238	3.91
55-59	32410	2.90	29697	2.75
60-64	25388	2.27	24097	2.23
65-69	16190	1.45	15526	1.44
70-74	11844	1.06	11066	1.03
75+	15162	1.36	15393	1.43
Total	1118750	100.00	1079174	100.00

TABLE MEA-3(a): Number of Incident Cancers by Five Year Age Group and Site (ICD-10): 2012 - 2014 - Males

%= Relative Proportion of Cancers of All Sites

MIZORAM STATE EXCL. AIZAWL

ICD-10	Site	00-04	05-09	10-14	15-19	20-24	25-29	30-34	35-39	40-44	45-49	50-54	55-59	60-64	65-69	70-74	75+	Unkn	Total	%
C00	Lip	-	-	-	-	-	-	-	-	-	1	-	-	-	-	-	-	-	1	0.08
C01-C02	Tongue	-	-	-	-	-	-	-	1	1	2	3	2	2	1	1	2	-	15	1.16
C03-C06	Mouth	-	-	-	-	-	-	1	-	3	3	2	2	3	1	-	1	-	16	1.24
C07-C08	Salivary Gland	-	-	-	-	-	-	-	-	-	-	-	1	-	-	-	-	-	1	0.08
C09	Tonsil	-	-	-	-	-	-	-	-	2	1	-	1	-	-	-	-	-	4	0.31
C10	Oth. Oropharynx	-	-	-	-	-	-	-	-	1	1	2	-	-	-	1	-	-	5	0.39
C11	Nasopharynx	-	-	-	1	-	-	-	1	2	5	4	9	9	6	2	3	-	42	3.25
C12-C13	Hypopharynx	-	-	-	-	-	1	-	3	4	5	8	11	10	2	1	1	-	46	3.56
C14	Pharynx Unspecified	-	-	-	-	-	-	-	-	1	2	1	4	1	-	-	-	-	9	0.70
C15	Oesophagus	-	-	-	-	-	-	1	5	17	29	33	31	20	17	6	12	-	171	13.24
C16	Stomach	-	-	-	-	1	2	2	1	11	18	39	30	39	40	46	48	-	277	21.44
C17	Small Intestine	-	-	-	-	-	-	-	-	-	-	-	-	1	-	-	1	-	2	0.15
C18	Colon	-	-	-	-	1	1	1	-	4	3	4	2	5	4	2	7	-	34	2.63
C19-C20	Rectum	-	-	-	-	-	1	3	2	2	4	1	4	8	7	5	5	-	42	3.25
C21	Anus & Anal Canal	-	-	-	-	-	-	-	-	-	-	-	-	1	-	-	1	-	2	0.15
C22	Liver	1	-	-	-	-	1	-	3	13	3	13	6	10	12	6	6	-	74	5.73
C23-C24	Gallbladder etc.	-	-	-	-	-	-	2	2	1	-	1	1	-	3	-	1	-	11	0.85
C25	Pancreas	-	-	-	-	-	-	-	-	1	2	1	1	-	5	-	4	-	14	1.08
C30-C31	Nose, Sinuses etc.	-	-	-	-	-	-	-	-	1	-	2	-	-	1	-	1	-	5	0.39
C32	Larynx	-	-	-	-	-	-	-	1	5	3	8	3	8	6	1	2	-	37	2.86
C33-C34	Lung etc.	-	-	-	-	-	-	2	3	2	6	13	26	38	29	33	49	-	201	15.56
C37-C38	Other Thoracic Organs	-	-	-	-	-	-	-	-	-	-	-	-	-	-	-	-	-	-	-
C40-C41	Bone	-	-	1	-	-	-	-	-	2	-	-	1	-	-	-	1	-	5	0.39
C43	Melanoma of Skin	-	-	-	-	-	-	-	-	-	-	-	-	-	-	-	-	-	-	-
C44	Other Skin	-	1	-	-	-	-	-	-	1	-	1	1	-	2	-	4	-	10	0.77
C45	Mesothelioma	-	-	-	-	-	-	-	-	-	-	-	-	-	-	-	-	-	-	-
C46	Kaposi Sarcoma	-	-	-	-	-	-	-	-	-	-	-	-	-	-	-	-	-	-	-
C47+C49	Conn. & Soft Tissue	-	-	-	-	-	1	-	-	-	-	-	-	-	-	1	2	-	4	0.31
C50	Breast	-	-	-	-	-	-	-	-	1	-	-	2	-	1	-	-	-	4	0.31
C60	Penis	-	-	-	-	-	-	-	2	-	2	1	2	-	3	-	-	-	10	0.77
C61	Prostate	-	-	-	-	-	-	-	-	-	1	1	2	1	3	3	7	-	18	1.39
C62	Testis	1	-	-	-	-	-	1	-	-	-	-	1	1	-	-	-	-	4	0.31
C63	Other Male Genital	-	-	-	-	-	-	-	-	-	-	-	-	-	-	-	1	-	1	0.08
C64	Kidney etc.	-	1	-	-	-	-	-	-	-	-	-	-	-	-	2	1	-	4	0.31
C65	Renal Pelvis	-	-	-	-	-	-	-	-	-	-	-	-	-	-	-	-	-	-	-
C66	Ureter	-	-	-	-	-	-	-	-	-	-	-	-	-	-	-	-	-	-	-
C67	Urinary Bladder	-	-	-	-	-	-	-	1	-	2	-	3	1	1	3	1	-	12	0.93
C68	Uns.Urinary Organs	-	-	-	-	-	-	-	-	-	-	-	-	-	-	1	-	-	1	0.08
C69	Eye	-	-	-	-	-	-	-	-	-	-	-	-	-	-	-	-	-	-	-
C70-C72	Brain, Nervous System	1	-	1	-	1	1	-	-	1	-	-	4	-	1	-	1	-	11	0.85
C73	Thyroid	-	1	-	-	-	-	-	-	-	-	-	1	-	3	1	-	-	6	0.46
C74	Adrenal Gland	-	-	-	-	-	-	-	-	-	-	-	-	-	-	-	-	-	-	-
C81	Hodgkins Disease	-	-	-	-	-	-	-	-	-	-	-	-	-	-	-	-	-	-	-
C82-C85	NHL	1	-	-	-	-	-	1	2	1	1	-	1	1	2	3	-	-	13	1.01
C88	Malig Imn.Prol D	-	-	-	-	-	-	-	-	-	-	-	-	-	-	-	-	-	-	-
C90	Multiple Myeloma	-	-	-	-	-	-	-	-	-	-	-	-	-	-	-	-	-	-	-
C91	Lymphoid Leuk.	1	-	2	-	-	-	-	-	-	-	-	-	1	-	-	1	-	5	0.39
C92-C94	Myeloid Leukaemia	-	-	-	1	1	2	3	1	1	1	-	1	-	-	-	-	-	11	0.85
C95	Leukaemia Uns	-	-	-	1	1	-	-	-	-	-	-	1	-	1	-	1	-	5	0.39
C96	CMD,O&U LMH	-	1	-	1	-	1	1	1	-	-	-	1	-	-	1	-	-	7	0.54
O&U*	Other and Uns	2	-	1	-	1	-	1	8	4	19	12	25	14	17	16	32	-	152	11.76
	All Sites	7	4	5	4	6	11	19	37	82	114	150	180	174	168	135	196	-	1292	100.0

* O&U includes the Sites(ICD-10:C26, C39, C48, C75, C76, C77, C78, C79, C80, C97)

TABLE MEA-3(b): Number of Incident Cancers by Five Year Age Group and

Site (ICD-10): 2012 - 2014 - Females

%= Relative Proportion of Cancers of All Sites

MIZORAM STATE EXCL. AIZAWL

ICD-10	Site	00-04	05-09	10-14	15-19	20-24	25-29	30-34	35-39	40-44	45-49	50-54	55-59	60-64	65-69	70-74	75+	Unkn	Total	%
C00	Lip	-	-	-	-	-	-	-	-	-	-	1	-	1	-	1	-	-	3	0.29
C01-C02	Tongue	-	-	-	-	-	-	-	-	-	-	-	-	-	1	1	1	-	3	0.29
C03-C06	Mouth	-	-	-	-	-	-	-	-	-	-	1	2	-	-	2	2	-	7	0.68
C07-C08	Salivary Gland	-	-	-	-	-	-	-	-	-	-	-	1	1	-	-	-	-	2	0.20
C09	Tonsil	-	-	-	-	-	-	-	-	1	-	1	2	-	-	-	-	-	4	0.39
C10	Oth. Oropharynx	-	-	-	-	-	-	-	-	-	-	-	-	-	-	-	-	-	-	-
C11	Nasopharynx	-	-	-	-	2	-	1	1	1	2	5	-	2	6	-	2	-	22	2.15
C12-C13	Hypopharynx	-	-	-	-	-	-	-	-	2	1	1	1	1	-	-	-	-	6	0.59
C14	Pharynx Unspecified	-	-	-	-	-	-	-	-	-	-	-	-	-	-	-	-	-	-	-
C15	Oesophagus	-	-	-	-	-	-	-	-	-	5	8	7	9	4	3	3	-	39	3.81
C16	Stomach	-	-	-	-	-	3	2	7	6	11	19	12	20	20	10	14	-	124	12.12
C17	Small Intestine	-	-	-	-	-	-	-	-	-	-	-	-	2	-	-	1	-	3	0.29
C18	Colon	-	-	-	-	-	1	1	-	4	1	3	2	-	4	2	3	-	21	2.05
C19-C20	Rectum	-	1	-	-	-	1	2	-	-	1	3	5	1	4	3	4	-	25	2.44
C21	Anus & Anal Canal	-	-	-	-	-	-	-	-	-	-	-	-	-	-	-	-	-	-	-
C22	Liver	-	-	-	-	-	-	2	2	3	5	12	6	8	7	4	5	-	54	5.28
C23-C24	Gallbladder etc.	-	-	-	-	-	-	-	1	1	2	3	-	3	1	2	2	-	15	1.47
C25	Pancreas	-	-	-	-	-	-	-	-	-	-	1	-	-	-	1	-	-	2	0.20
C30-C31	Nose, Sinuses etc.	-	-	-	1	-	-	-	-	-	-	-	-	1	-	1	-	-	3	0.29
C32	Larynx	-	-	-	-	1	-	-	1	-	1	1	-	-	3	-	-	-	7	0.68
C33-C34	Lung etc.	-	-	-	-	1	-	1	1	2	5	16	14	27	22	27	20	-	136	13.29
C37-C38	Other Thoracic Organs	-	-	-	-	-	-	-	-	-	-	-	-	-	-	-	-	-	-	-
C40-C41	Bone	-	-	1	2	-	-	-	-	2	-	-	-	1	-	-	-	-	6	0.59
C43	Melanoma of Skin	-	-	-	-	-	-	-	-	-	-	-	-	-	-	-	-	-	-	-
C44	Other Skin	-	-	-	1	-	-	2	-	-	1	-	-	1	-	1	4	-	10	0.98
C45	Mesothelioma	-	-	-	-	-	-	-	-	-	-	-	-	-	-	-	-	-	-	-
C46	Kaposi Sarcoma	-	-	-	-	-	-	-	-	-	-	-	-	-	-	-	-	-	-	-
C47+C49	Conn. & Soft Tissue	-	-	-	-	-	-	-	-	-	-	-	-	-	-	-	-	-	-	-
C50	Breast	-	-	-	-	-	1	11	12	22	14	16	17	12	6	2	3	-	116	11.34
C51	Vulva	-	-	-	-	-	-	-	-	-	-	-	1	-	-	-	-	-	1	0.10
C52	Vagina	-	-	-	-	-	-	-	-	-	-	-	1	-	-	-	-	-	1	0.10
C53	Cervix Uteri	-	-	-	-	4	2	13	27	32	25	22	18	9	8	3	4	-	167	16.32
C54	Corpus Uteri	-	-	-	-	-	-	1	1	-	1	1	1	-	-	-	-	-	5	0.49
C55	Uterus Unspecified	-	-	-	-	-	-	-	1	1	-	-	2	-	-	-	-	-	4	0.39
C56	Ovary etc.	-	-	-	1	3	4	4	4	1	2	3	1	-	-	2	-	-	25	2.44
C57	Other Female Genital	-	-	-	-	-	-	-	-	-	-	-	-	-	-	-	-	-	-	-
C58	Placenta	-	-	-	-	2	2	-	-	-	1	-	-	-	-	-	-	-	5	0.49
C64	Kidney etc.	1	-	-	-	-	-	-	-	-	-	-	-	-	-	-	-	-	1	0.10
C65	Renal Pelvis	-	-	-	-	-	-	-	-	-	-	-	-	-	-	-	-	-	-	-
C66	Ureter	-	-	-	-	-	-	-	-	-	-	-	-	-	-	-	-	-	-	-
C67	Urinary Bladder	-	-	-	-	-	-	-	1	-	1	-	-	4	1	3	3	-	13	1.27
C68	Uns.Urinary Organs	-	-	-	-	-	-	-	-	-	-	-	-	-	-	-	-	-	-	-
C69	Eye	1	-	-	-	-	-	-	-	-	-	1	-	-	-	-	-	-	2	0.20
C70-C72	Brain, Nervous System	-	2	-	-	-	-	1	1	4	1	-	1	3	4	2	-	-	19	1.86
C73	Thyroid	-	-	-	1	1	1	3	3	-	1	2	3	3	1	1	2	-	22	2.15
C74	Adrenal Gland	-	-	-	-	-	-	-	-	-	-	-	-	-	-	-	-	-	-	-
C81	Hodgkins Disease	-	-	-	-	-	-	-	-	-	-	-	-	-	-	-	-	-	-	-
C82-C85	NHL	-	-	-	-	-	-	-	2	1	-	-	-	-	1	1	2	-	7	0.68
C88	Malig Imn.Prol D	-	-	-	-	-	-	-	-	-	-	-	-	-	-	-	-	-	-	-
C90	Multiple Myeloma	-	-	-	-	-	-	-	-	-	-	-	-	-	-	-	-	-	-	-
C91	Lymphoid Leuk.	2	1	-	1	2	-	-	-	-	-	1	-	-	-	2	-	-	9	0.88
C92-C94	Myeloid Leukaemia	-	1	-	1	-	2	1	2	-	-	-	1	2	-	2	-	-	12	1.17
C95	Leukaemia Uns	-	1	1	-	-	1	1	-	-	-	-	-	-	1	-	-	-	5	0.49
C96	CMD,O&U LMH	-	1	1	-	-	-	-	1	-	1	-	1	-	-	-	1	-	6	0.59
O&U*	Other and Uns	-	-	-	1	-	3	4	7	6	4	14	12	15	14	12	19	-	111	10.85
	All Sites	4	7	3	9	16	21	50	75	89	86	135	111	126	108	88	95	-	1023	100.0

* O&U includes the Sites(ICD-10:C26, C39, C48, C75, C76, C77, C78, C79, C80, C97)

**TABLE MEA-4(a): Average Annual Age Specific, Crude (CR),
Age Adjusted (AAR) (with Standard Error (SE)) and Truncated (35-64 yrs) (TR)
Incidence Rate per 100,000 population:2012 - 2014 - Males
MIZORAM STATE EXCL. AIZAWL**

ICD-10	00-04	05-09	10-14	15-19	20-24	25-29	30-34	35-39	40-44	45-49	50-54	55-59	60-64	65-69	70-74	75+	CR	AAR	SE	TR
C00	-	-	-	-	-	-	-	-	-	1.9	-	-	-	-	-	-	0.1	0.11	0.11	0.4
C01-C02	-	-	-	-	-	-	-	1.4	1.7	3.8	6.7	6.2	7.9	6.2	8.4	13.2	1.3	1.93	0.51	4.2
C03-C06	-	-	-	-	-	-	1.1	-	5.2	5.7	4.5	6.2	11.8	6.2	-	6.6	1.4	1.98	0.51	5.1
C07-C08	-	-	-	-	-	-	-	-	-	-	-	3.1	-	-	-	-	0.1	0.12	0.12	0.4
C09	-	-	-	-	-	-	-	-	3.5	1.9	-	3.1	-	-	-	-	0.4	0.45	0.22	1.4
C10	-	-	-	-	-	-	-	-	1.7	1.9	4.5	-	-	-	8.4	-	0.4	0.61	0.28	1.4
C11	-	-	-	0.9	-	-	-	1.4	3.5	9.4	8.9	27.8	35.4	37.1	16.9	19.8	3.8	5.76	0.91	12.4
C12-C13	-	-	-	-	-	1.0	-	4.3	7.0	9.4	17.8	33.9	39.4	12.4	8.4	6.6	4.1	5.81	0.87	16.3
C14	-	-	-	-	-	-	-	-	1.7	3.8	2.2	12.3	3.9	-	-	-	0.8	1.09	0.37	3.5
C15	-	-	-	-	-	-	1.1	7.1	29.6	54.7	73.5	95.6	78.8	105.0	50.7	79.1	15.3	21.95	1.71	52.1
C16	-	-	-	-	0.9	2.0	2.3	1.4	19.2	33.9	86.9	92.6	153.6	247.1	388.4	316.6	24.8	39.34	2.41	56.3
C17	-	-	-	-	-	-	-	-	-	-	-	-	3.9	-	-	6.6	0.2	0.29	0.21	0.5
C18	-	-	-	-	0.9	1.0	1.1	-	7.0	5.7	8.9	6.2	19.7	24.7	16.9	46.2	3.0	4.46	0.79	7.2
C19-C20	-	-	-	-	-	1.0	3.4	2.8	3.5	7.5	2.2	12.3	31.5	43.2	42.2	33.0	3.8	5.78	0.92	8.7
C21	-	-	-	-	-	-	-	-	-	-	-	-	3.9	-	-	6.6	0.2	0.29	0.21	0.5
C22	0.7	-	-	-	-	1.0	-	4.3	22.6	5.7	29.0	18.5	39.4	74.1	50.7	39.6	6.6	9.92	1.19	18.4
C23-C24	-	-	-	-	-	-	2.3	2.8	1.7	-	2.2	3.1	-	18.5	-	6.6	1.0	1.33	0.43	1.6
C25	-	-	-	-	-	-	-	-	1.7	3.8	2.2	3.1	-	30.9	-	26.4	1.3	2.02	0.55	1.8
C30-C31	-	-	-	-	-	-	-	-	1.7	-	4.5	-	-	6.2	-	6.6	0.4	0.64	0.30	1.1
C32	-	-	-	-	-	-	-	1.4	8.7	5.7	17.8	9.3	31.5	37.1	8.4	13.2	3.3	5.01	0.84	11.2
C33-C34	-	-	-	-	-	-	2.3	4.3	3.5	11.3	29.0	80.2	149.7	179.1	278.6	323.2	18.0	29.33	2.10	38.0
C37-C38	-	-	-	-	-	-	-	-	-	-	-	-	-	-	-	-	-	-	-	-
C40-C41	-	-	0.8	-	-	-	-	-	3.5	-	-	3.1	-	-	-	6.6	0.4	0.54	0.24	1.1
C43	-	-	-	-	-	-	-	-	-	-	-	-	-	-	-	-	-	-	-	-
C44	-	0.8	-	-	-	-	-	-	1.7	-	2.2	3.1	-	12.4	-	26.4	0.9	1.32	0.43	1.1
C45	-	-	-	-	-	-	-	-	-	-	-	-	-	-	-	-	-	-	-	-
C46	-	-	-	-	-	-	-	-	-	-	-	-	-	-	-	-	-	-	-	-
C47+C49	-	-	-	-	-	1.0	-	-	-	-	-	-	-	-	8.4	13.2	0.4	0.51	0.26	-
C50	-	-	-	-	-	-	-	-	1.7	-	-	6.2	-	6.2	-	-	0.4	0.54	0.28	1.1
C60	-	-	-	-	-	-	-	2.8	-	3.8	2.2	6.2	-	18.5	-	-	0.9	1.31	0.43	2.4
C61	-	-	-	-	-	-	-	-	-	1.9	2.2	6.2	3.9	18.5	25.3	46.2	1.6	2.61	0.63	2.0
C62	0.7	-	-	-	-	-	1.1	-	-	-	-	3.1	3.9	-	-	-	0.4	0.44	0.23	0.9
C63	-	-	-	-	-	-	-	-	-	-	-	-	-	-	-	6.6	0.1	0.13	0.13	-
C64	-	0.8	-	-	-	-	-	-	-	-	-	-	-	-	16.9	6.6	0.4	0.55	0.28	-
C65	-	-	-	-	-	-	-	-	-	-	-	-	-	-	-	-	-	-	-	-
C66	-	-	-	-	-	-	-	-	-	-	-	-	-	-	-	-	-	-	-	-
C67	-	-	-	-	-	-	-	1.4	-	3.8	-	9.3	3.9	6.2	25.3	6.6	1.1	1.66	0.49	2.7
C68	-	-	-	-	-	-	-	-	-	-	-	-	-	-	8.4	-	0.1	0.17	0.17	-
C69	-	-	-	-	-	-	-	-	-	-	-	-	-	-	-	-	-	-	-	-
C70-C72	0.7	-	0.8	-	0.9	1.0	-	-	1.7	-	-	12.3	-	6.2	-	6.6	1.0	1.23	0.39	1.9
C73	-	0.8	-	-	-	-	-	-	-	-	-	3.1	-	18.5	8.4	-	0.5	0.93	0.39	0.4
C74	-	-	-	-	-	-	-	-	-	-	-	-	-	-	-	-	-	-	-	-
C81	-	-	-	-	-	-	-	-	-	-	-	-	-	-	-	-	-	-	-	-
C82-C85	0.7	-	-	-	-	-	1.1	2.8	1.7	1.9	-	3.1	3.9	12.4	25.3	-	1.2	1.70	0.50	2.2
C88	-	-	-	-	-	-	-	-	-	-	-	-	-	-	-	-	-	-	-	-
C90	-	-	-	-	-	-	-	-	-	-	-	-	-	-	-	-	-	-	-	-
C91	0.7	-	1.6	-	-	-	-	-	-	-	-	-	3.9	-	-	6.6	0.4	0.52	0.25	0.5
C92-C94	-	-	-	0.9	0.9	2.0	3.4	1.4	1.7	1.9	-	3.1	-	-	-	-	1.0	0.95	0.29	1.4
C95	-	-	-	0.9	0.9	-	-	-	-	-	-	3.1	-	6.2	-	6.6	0.4	0.60	0.28	0.4
C96	-	0.8	-	0.9	-	1.0	1.1	1.4	-	-	-	3.1	-	-	8.4	-	0.6	0.68	0.27	0.7
O&U*	1.5	-	0.8	-	0.9	-	1.1	11.4	7.0	35.8	26.7	77.1	55.1	105.0	135.1	211.1	13.6	20.35	1.69	31.9
All Sites	5.2	3.1	4.0	3.7	5.6	10.9	21.5	52.5	142.8	215.0	334.2	555.4	685.4	1037.7	1139.8	1292.7	115.5	175.0	4.97	293.4

* O&U includes the Sites(ICD-10:C26, C39, C48, C75, C76, C77, C78, C79, C80, C97)

**TABLE MEA-4(b): Average Annual Age Specific, Crude (CR),
Age Adjusted (AAR) (with Standard Error (SE)) and Truncated (35-64 yrs) (TR)
Incidence Rate per 100,000 population:2012 - 2014 - Females
MIZORAM STATE EXCL. AIZAWL**

ICD-10	00-04	05-09	10-14	15-19	20-24	25-29	30-34	35-39	40-44	45-49	50-54	55-59	60-64	65-69	70-74	75+	CR	AAR	SE	TR
C00	-	-	-	-	-	-	-	-	-	-	2.4	-	4.1	-	9.0	-	0.3	0.47	0.27	0.9
C01-C02	-	-	-	-	-	-	-	-	-	-	-	-	-	6.4	9.0	6.5	0.3	0.50	0.29	-
C03-C06	-	-	-	-	-	-	-	-	-	-	2.4	6.7	-	-	18.1	13.0	0.6	1.01	0.39	1.3
C07-C08	-	-	-	-	-	-	-	-	-	-	-	3.4	4.1	-	-	-	0.2	0.30	0.21	1.0
C09	-	-	-	-	-	-	-	-	1.9	-	2.4	6.7	-	-	-	-	0.4	0.50	0.25	1.6
C10	-	-	-	-	-	-	-	-	-	-	-	-	-	-	-	-	-	-	-	-
C11	-	-	-	-	1.8	-	1.2	1.5	1.9	4.1	11.8	-	8.3	38.6	-	13.0	2.0	3.01	0.67	4.4
C12-C13	-	-	-	-	-	-	-	-	3.8	2.0	2.4	3.4	4.1	-	-	-	0.6	0.77	0.32	2.5
C14	-	-	-	-	-	-	-	-	-	-	-	-	-	-	-	-	-	-	-	-
C15	-	-	-	-	-	-	-	-	-	10.2	18.9	23.6	37.3	25.8	27.1	19.5	3.6	5.70	0.93	12.9
C16	-	-	-	-	-	3.0	2.3	10.4	11.4	22.3	45.0	40.4	83.0	128.8	90.4	91.0	11.5	17.71	1.63	31.7
C17	-	-	-	-	-	-	-	-	-	-	-	-	8.3	-	-	6.5	0.3	0.46	0.27	1.1
C18	-	-	-	-	-	1.0	1.2	-	7.6	2.0	7.1	6.7	-	25.8	18.1	19.5	1.9	2.88	0.65	3.9
C19-C20	-	0.8	-	-	-	1.0	2.3	-	-	2.0	7.1	16.8	4.1	25.8	27.1	26.0	2.3	3.45	0.72	4.2
C21	-	-	-	-	-	-	-	-	-	-	-	-	-	-	-	-	-	-	-	-
C22	-	-	-	-	-	-	2.3	3.0	5.7	10.2	28.4	20.2	33.2	45.1	36.1	32.5	5.0	7.55	1.05	15.1
C23-C24	-	-	-	-	-	-	-	1.5	1.9	4.1	7.1	-	12.4	6.4	18.1	13.0	1.4	2.12	0.56	4.2
C25	-	-	-	-	-	-	-	-	-	-	2.4	-	-	-	9.0	-	0.2	0.30	0.22	0.4
C30-C31	-	-	-	0.9	-	-	-	-	-	-	-	-	4.1	-	9.0	-	0.3	0.43	0.26	0.5
C32	-	-	-	-	0.9	-	-	1.5	-	2.0	2.4	-	-	19.3	-	-	0.6	0.98	0.39	1.1
C33-C34	-	-	-	-	0.9	-	1.2	1.5	3.8	10.2	37.9	47.1	112.0	141.7	244.0	129.9	12.6	21.06	1.84	29.6
C37-C38	-	-	-	-	-	-	-	-	-	-	-	-	-	-	-	-	-	-	-	-
C40-C41	-	-	0.8	1.9	-	-	-	-	3.8	-	-	-	4.1	-	-	-	0.6	0.64	0.27	1.3
C43	-	-	-	-	-	-	-	-	-	-	-	-	-	-	-	-	-	-	-	-
C44	-	-	-	0.9	-	-	2.3	-	-	2.0	-	-	4.1	-	9.0	26.0	0.9	1.21	0.40	0.9
C45	-	-	-	-	-	-	-	-	-	-	-	-	-	-	-	-	-	-	-	-
C46	-	-	-	-	-	-	-	-	-	-	-	-	-	-	-	-	-	-	-	-
C47+C49	-	-	-	-	-	-	-	-	-	-	-	-	-	-	-	-	-	-	-	-
C50	-	-	-	-	-	1.0	12.8	17.9	42.0	28.4	37.9	57.2	49.8	38.6	18.1	19.5	10.7	14.23	1.36	37.0
C51	-	-	-	-	-	-	-	-	-	-	-	3.4	-	-	-	-	0.1	0.13	0.13	0.4
C52	-	-	-	-	-	-	-	-	-	-	-	3.4	-	-	-	-	0.1	0.13	0.13	0.4
C53	-	-	-	-	3.6	2.0	15.1	40.3	61.0	50.8	52.1	60.6	37.3	51.5	27.1	26.0	15.5	19.61	1.56	50.5
C54	-	-	-	-	-	-	1.2	1.5	-	2.0	2.4	3.4	-	-	-	-	0.5	0.53	0.24	1.5
C55	-	-	-	-	-	-	-	1.5	1.9	-	-	6.7	-	-	-	-	0.4	0.47	0.24	1.5
C56	-	-	-	0.9	2.7	4.0	4.6	6.0	1.9	4.1	7.1	3.4	-	-	18.1	-	2.3	2.47	0.52	3.9
C57	-	-	-	-	-	-	-	-	-	-	-	-	-	-	-	-	-	-	-	-
C58	-	-	-	-	1.8	2.0	-	-	-	2.0	-	-	-	-	-	-	0.5	0.43	0.20	0.4
C64	0.8	-	-	-	-	-	-	-	-	-	-	-	-	-	-	-	0.1	0.09	0.09	-
C65	-	-	-	-	-	-	-	-	-	-	-	-	-	-	-	-	-	-	-	-
C66	-	-	-	-	-	-	-	-	-	-	-	-	-	-	-	-	-	-	-	-
C67	-	-	-	-	-	-	-	1.5	-	2.0	-	-	16.6	6.4	27.1	19.5	1.2	2.00	0.56	2.8
C68	-	-	-	-	-	-	-	-	-	-	-	-	-	-	-	-	-	-	-	-
C69	0.8	-	-	-	-	-	-	-	-	-	2.4	-	-	-	-	-	0.2	0.21	0.15	0.4
C70-C72	-	1.6	-	-	-	-	1.2	1.5	7.6	2.0	-	3.4	12.4	25.8	18.1	-	1.8	2.67	0.64	4.2
C73	-	-	-	0.9	0.9	1.0	3.5	4.5	-	2.0	4.7	10.1	12.4	6.4	9.0	13.0	2.0	2.61	0.58	4.9
C74	-	-	-	-	-	-	-	-	-	-	-	-	-	-	-	-	-	-	-	-
C81	-	-	-	-	-	-	-	-	-	-	-	-	-	-	-	-	-	-	-	-
C82-C85	-	-	-	-	-	-	-	3.0	1.9	-	-	-	-	6.4	9.0	13.0	0.6	0.93	0.36	0.9
C88	-	-	-	-	-	-	-	-	-	-	-	-	-	-	-	-	-	-	-	-
C90	-	-	-	-	-	-	-	-	-	-	-	-	-	-	-	-	-	-	-	-
C91	1.6	0.8	-	0.9	1.8	-	-	-	-	-	2.4	-	-	-	18.1	-	0.8	0.98	0.35	0.4
C92-C94	-	0.8	-	0.9	-	2.0	1.2	3.0	-	-	-	3.4	8.3	-	18.1	-	1.1	1.40	0.43	2.1
C95	-	0.8	0.8	-	-	1.0	1.2	-	-	-	-	-	-	6.4	-	-	0.5	0.50	0.25	-
C96	-	0.8	0.8	-	-	-	-	1.5	-	2.0	-	3.4	-	-	-	6.5	0.6	0.63	0.26	1.1
O&U*	-	-	-	0.9	-	3.0	4.6	10.4	11.4	8.1	33.1	40.4	62.2	90.2	108.4	123.4	10.3	15.51	1.52	24.4
All Sites	3.1	5.7	2.5	8.5	14.5	21.0	58.0	111.8	169.8	174.6	319.6	373.8	522.9	695.6	795.2	617.2	94.8	136.6	4.41	255.6

* O&U includes the Sites(ICD-10:C26, C39, C48, C75, C76, C77, C78, C79, C80, C97)

**TABLE MEA-5(a): Number (#) and Proportion (%) of Cancers by Site
(ICD-10) and Method of Diagnosis: 2012 - 2014 - Males
MIZORAM STATE EXCL. AIZAWL**

ICD-10	Site	Microscopic		X-ray/Imaging		Clinical		Others		D.C.O		Unknown		Total	
		#	%	#	%	#	%	#	%	#	%	#	%	#	%
C00	Lip	1	100.0	-	-	-	-	-	-	-	-	-	-	1	100.0
C01-C02	Tongue	14	93.3	1	6.7	-	-	-	-	-	-	-	-	15	100.0
C03-C06	Mouth	16	100.0	-	-	-	-	-	-	-	-	-	-	16	100.0
C07-C08	Salivary Gland	1	100.0	-	-	-	-	-	-	-	-	-	-	1	100.0
C09	Tonsil	4	100.0	-	-	-	-	-	-	-	-	-	-	4	100.0
C10	Oth. Oropharynx	5	100.0	-	-	-	-	-	-	-	-	-	-	5	100.0
C11	Nasopharynx	41	97.6	-	-	1	2.4	-	-	-	-	-	-	42	100.0
C12-C13	Hypopharynx	46	100.0	-	-	-	-	-	-	-	-	-	-	46	100.0
C14	Pharynx Unspecified	9	100.0	-	-	-	-	-	-	-	-	-	-	9	100.0
C15	Oesophagus	159	93.0	2	1.2	-	-	8	4.7	2	1.2	-	-	171	100.0
C16	Stomach	245	88.4	2	0.7	-	-	24	8.7	6	2.2	-	-	277	100.0
C17	Small Intestine	2	100.0	-	-	-	-	-	-	-	-	-	-	2	100.0
C18	Colon	31	91.2	-	-	-	-	3	8.8	-	-	-	-	34	100.0
C19-C20	Rectum	37	88.1	2	4.8	-	-	3	7.1	-	-	-	-	42	100.0
C21	Anus & Anal Canal	1	50.0	-	-	-	-	1	50.0	-	-	-	-	2	100.0
C22	Liver	52	70.3	17	23.0	-	-	2	2.7	3	4.1	-	-	74	100.0
C23-C24	Gallbladder etc.	7	63.6	2	18.2	-	-	2	18.2	-	-	-	-	11	100.0
C25	Pancreas	1	7.1	9	64.3	-	-	4	28.6	-	-	-	-	14	100.0
C30-C31	Nose, Sinuses etc.	4	80.0	1	20.0	-	-	-	-	-	-	-	-	5	100.0
C32	Larynx	32	86.5	1	2.7	-	-	2	5.4	2	5.4	-	-	37	100.0
C33-C34	Lung etc.	160	79.6	29	14.4	-	-	4	2.0	8	4.0	-	-	201	100.0
C37-C38	Other Thoracic Organs	-	-	-	-	-	-	-	-	-	-	-	-	-	-
C40-C41	Bone	3	60.0	2	40.0	-	-	-	-	-	-	-	-	5	100.0
C43	Melanoma of Skin	-	-	-	-	-	-	-	-	-	-	-	-	-	-
C44	Other Skin	9	90.0	-	-	1	10.0	-	-	-	-	-	-	10	100.0
C45	Mesothelioma	-	-	-	-	-	-	-	-	-	-	-	-	-	-
C46	Kaposi Sarcoma	-	-	-	-	-	-	-	-	-	-	-	-	-	-
C47+C49	Conn. & Soft Tissue	4	100.0	-	-	-	-	-	-	-	-	-	-	4	100.0
C50	Breast	4	100.0	-	-	-	-	-	-	-	-	-	-	4	100.0
C60	Penis	10	100.0	-	-	-	-	-	-	-	-	-	-	10	100.0
C61	Prostate	15	83.3	-	-	-	-	2	11.1	1	5.6	-	-	18	100.0
C62	Testis	4	100.0	-	-	-	-	-	-	-	-	-	-	4	100.0
C63	Other Male Genital	1	100.0	-	-	-	-	-	-	-	-	-	-	1	100.0
C64	Kidney etc.	3	75.0	1	25.0	-	-	-	-	-	-	-	-	4	100.0
C65	Renal Pelvis	-	-	-	-	-	-	-	-	-	-	-	-	-	-
C66	Ureter	-	-	-	-	-	-	-	-	-	-	-	-	-	-
C67	Urinary Bladder	11	91.7	-	-	-	-	1	8.3	-	-	-	-	12	100.0
C68	Uns.Urinary Organs	1	100.0	-	-	-	-	-	-	-	-	-	-	1	100.0
C69	Eye	-	-	-	-	-	-	-	-	-	-	-	-	-	-
C70-C72	Brain, Nervous System	2	18.2	7	63.6	-	-	2	18.2	-	-	-	-	11	100.0
C73	Thyroid	6	100.0	-	-	-	-	-	-	-	-	-	-	6	100.0
C74	Adrenal Gland	-	-	-	-	-	-	-	-	-	-	-	-	-	-
C81	Hodgkins Disease	-	-	-	-	-	-	-	-	-	-	-	-	-	-
C82-C85	NHL	11	84.6	-	-	1	7.7	1	7.7	-	-	-	-	13	100.0
C88	Malig Imn.Prol D	-	-	-	-	-	-	-	-	-	-	-	-	-	-
C90	Multiple Myeloma	-	-	-	-	-	-	-	-	-	-	-	-	-	-
C91	Lymphoid Leuk.	5	100.0	-	-	-	-	-	-	-	-	-	-	5	100.0
C92-C94	Myeloid Leukaemia	11	100.0	-	-	-	-	-	-	-	-	-	-	11	100.0
C95	Leukaemia Uns	5	100.0	-	-	-	-	-	-	-	-	-	-	5	100.0
C96	CMD,O&U LMH	7	100.0	-	-	-	-	-	-	-	-	-	-	7	100.0
O&U*	Other and Uns	90	59.2	1	0.7	-	-	2	1.3	59	38.8	-	-	152	100.0
	All Sites	1070	82.8	77	6.0	3	0.2	61	4.7	81	6.3	-	-	1292	100.0

* O&U includes the Sites(ICD-10:C26, C39, C48, C75, C76, C77, C78, C79, C80, C97)

**TABLE MEA-5(b): Number (#) and Proportion (%) of Cancers by Site
(ICD-10) and Method of Diagnosis: 2012 - 2014 - Females
MIZORAM STATE EXCL. AIZAWL**

ICD-10	Site	Microscopic		X-ray/Imaging		Clinical		Others		D.C.O		Unknown		Total	
		#	%	#	%	#	%	#	%	#	%	#	%	#	%
C00	Lip	3	100.0	-	-	-	-	-	-	-	-	-	-	3	100.0
C01-C02	Tongue	2	66.7	-	-	1	33.3	-	-	-	-	-	-	3	100.0
C03-C06	Mouth	7	100.0	-	-	-	-	-	-	-	-	-	-	7	100.0
C07-C08	Salivary Gland	2	100.0	-	-	-	-	-	-	-	-	-	-	2	100.0
C09	Tonsil	4	100.0	-	-	-	-	-	-	-	-	-	-	4	100.0
C10	Oth. Oropharynx	-	-	-	-	-	-	-	-	-	-	-	-	-	-
C11	Nasopharynx	22	100.0	-	-	-	-	-	-	-	-	-	-	22	100.0
C12-C13	Hypopharynx	5	83.3	-	-	1	16.7	-	-	-	-	-	-	6	100.0
C14	Pharynx Unspecified	-	-	-	-	-	-	-	-	-	-	-	-	-	-
C15	Oesophagus	34	87.2	-	-	-	-	5	12.8	-	-	-	-	39	100.0
C16	Stomach	112	90.3	-	-	-	-	8	6.5	4	3.2	-	-	124	100.0
C17	Small Intestine	2	66.7	1	33.3	-	-	-	-	-	-	-	-	3	100.0
C18	Colon	19	90.5	-	-	-	-	1	4.8	1	4.8	-	-	21	100.0
C19-C20	Rectum	24	96.0	-	-	-	-	-	-	1	4.0	-	-	25	100.0
C21	Anus & Anal Canal	-	-	-	-	-	-	-	-	-	-	-	-	-	-
C22	Liver	41	75.9	10	18.5	1	1.9	2	3.7	-	-	-	-	54	100.0
C23-C24	Gallbladder etc.	11	73.3	4	26.7	-	-	-	-	-	-	-	-	15	100.0
C25	Pancreas	-	-	1	50.0	-	-	1	50.0	-	-	-	-	2	100.0
C30-C31	Nose, Sinuses etc.	3	100.0	-	-	-	-	-	-	-	-	-	-	3	100.0
C32	Larynx	6	85.7	-	-	-	-	1	14.3	-	-	-	-	7	100.0
C33-C34	Lung etc.	101	74.3	25	18.4	1	0.7	4	2.9	5	3.7	-	-	136	100.0
C37-C38	Other Thoracic Organs	-	-	-	-	-	-	-	-	-	-	-	-	-	-
C40-C41	Bone	4	66.7	2	33.3	-	-	-	-	-	-	-	-	6	100.0
C43	Melanoma of Skin	-	-	-	-	-	-	-	-	-	-	-	-	-	-
C44	Other Skin	10	100.0	-	-	-	-	-	-	-	-	-	-	10	100.0
C45	Mesothelioma	-	-	-	-	-	-	-	-	-	-	-	-	-	-
C46	Kaposi Sarcoma	-	-	-	-	-	-	-	-	-	-	-	-	-	-
C47+C49	Conn. & Soft Tissue	-	-	-	-	-	-	-	-	-	-	-	-	-	-
C50	Breast	114	98.3	1	0.9	-	-	-	-	1	0.9	-	-	116	100.0
C51	Vulva	1	100.0	-	-	-	-	-	-	-	-	-	-	1	100.0
C52	Vagina	1	100.0	-	-	-	-	-	-	-	-	-	-	1	100.0
C53	Cervix Uteri	159	95.2	-	-	8	4.8	-	-	-	-	-	-	167	100.0
C54	Corpus Uteri	5	100.0	-	-	-	-	-	-	-	-	-	-	5	100.0
C55	Uterus Unspecified	3	75.0	-	-	-	-	1	25.0	-	-	-	-	4	100.0
C56	Ovary etc.	21	84.0	4	16.0	-	-	-	-	-	-	-	-	25	100.0
C57	Other Female Genital	-	-	-	-	-	-	-	-	-	-	-	-	-	-
C58	Placenta	5	100.0	-	-	-	-	-	-	-	-	-	-	5	100.0
C64	Kidney etc.	1	100.0	-	-	-	-	-	-	-	-	-	-	1	100.0
C65	Renal Pelvis	-	-	-	-	-	-	-	-	-	-	-	-	-	-
C66	Ureter	-	-	-	-	-	-	-	-	-	-	-	-	-	-
C67	Urinary Bladder	10	76.9	3	23.1	-	-	-	-	-	-	-	-	13	100.0
C68	Uns.Urinary Organs	-	-	-	-	-	-	-	-	-	-	-	-	-	-
C69	Eye	2	100.0	-	-	-	-	-	-	-	-	-	-	2	100.0
C70-C72	Brain, Nervous System	3	15.8	9	47.4	-	-	6	31.6	1	5.3	-	-	19	100.0
C73	Thyroid	22	100.0	-	-	-	-	-	-	-	-	-	-	22	100.0
C74	Adrenal Gland	-	-	-	-	-	-	-	-	-	-	-	-	-	-
C81	Hodgkins Disease	-	-	-	-	-	-	-	-	-	-	-	-	-	-
C82-C85	NHL	6	85.7	-	-	-	-	1	14.3	-	-	-	-	7	100.0
C88	Malig Imn.Prol D	-	-	-	-	-	-	-	-	-	-	-	-	-	-
C90	Multiple Myeloma	-	-	-	-	-	-	-	-	-	-	-	-	-	-
C91	Lymphoid Leuk.	9	100.0	-	-	-	-	-	-	-	-	-	-	9	100.0
C92-C94	Myeloid Leukaemia	12	100.0	-	-	-	-	-	-	-	-	-	-	12	100.0
C95	Leukaemia Uns	5	100.0	-	-	-	-	-	-	-	-	-	-	5	100.0
C96	CMD,O&U LMH	6	100.0	-	-	-	-	-	-	-	-	-	-	6	100.0
O&U*	Other and Uns	59	53.2	2	1.8	1	0.9	-	-	49	44.1	-	-	111	100.0
	All Sites	856	83.7	62	6.1	13	1.3	30	2.9	62	6.1	-	-	1023	100.0

* O&U includes the Sites(ICD-10:C26, C39, C48, C75, C76, C77, C78, C79, C80, C97)

**TABLE MEA-6(a): Number (#) and Proportion (%) of Cancers by Site
(ICD-10) and Detailed Microscopic Diagnosis: 2012 - 2014 - Males
MIZORAM STATE EXCL. AIZAWL**

ICD-10	Site	Pri. Hist		Sec. Hist		Cytology		Blood Film		Bone Marrow		Others		Total	
		#	%	#	%	#	%	#	%	#	%	#	%	#	%
C00	Lip	1	100.0	-	-	-	-	-	-	-	-	-	-	1	100.0
C01-C02	Tongue	13	86.7	-	-	1	6.7	-	-	-	-	1	6.7	15	100.0
C03-C06	Mouth	16	100.0	-	-	-	-	-	-	-	-	-	-	16	100.0
C07-C08	Salivary Gland	1	100.0	-	-	-	-	-	-	-	-	-	-	1	100.0
C09	Tonsil	4	100.0	-	-	-	-	-	-	-	-	-	-	4	100.0
C10	Oth. Oropharynx	4	80.0	-	-	1	20.0	-	-	-	-	-	-	5	100.0
C11	Nasopharynx	34	81.0	-	-	7	16.7	-	-	-	-	1	2.4	42	100.0
C12-C13	Hypopharynx	42	91.3	-	-	4	8.7	-	-	-	-	-	-	46	100.0
C14	Pharynx Unspecified	9	100.0	-	-	-	-	-	-	-	-	-	-	9	100.0
C15	Oesophagus	155	90.6	-	-	4	2.3	-	-	-	-	12	7.0	171	100.0
C16	Stomach	238	85.9	1	0.4	6	2.2	-	-	-	-	32	11.6	277	100.0
C17	Small Intestine	2	100.0	-	-	-	-	-	-	-	-	-	-	2	100.0
C18	Colon	30	88.2	-	-	1	2.9	-	-	-	-	3	8.8	34	100.0
C19-C20	Rectum	37	88.1	-	-	-	-	-	-	-	-	5	11.9	42	100.0
C21	Anus & Anal Canal	-	-	-	-	1	50.0	-	-	-	-	1	50.0	2	100.0
C22	Liver	11	14.9	-	-	41	55.4	-	-	-	-	22	29.7	74	100.0
C23-C24	Gallbladder etc.	5	45.5	1	9.1	1	9.1	-	-	-	-	4	36.4	11	100.0
C25	Pancreas	-	-	-	-	1	7.1	-	-	-	-	13	92.9	14	100.0
C30-C31	Nose, Sinuses etc.	3	60.0	-	-	1	20.0	-	-	-	-	1	20.0	5	100.0
C32	Larynx	28	75.7	1	2.7	3	8.1	-	-	-	-	5	13.5	37	100.0
C33-C34	Lung etc.	81	40.3	1	0.5	78	38.8	-	-	-	-	41	20.4	201	100.0
C37-C38	Other Thoracic Organs	-	-	-	-	-	-	-	-	-	-	-	-	-	-
C40-C41	Bone	3	60.0	-	-	-	-	-	-	-	-	2	40.0	5	100.0
C43	Melanoma of Skin	-	-	-	-	-	-	-	-	-	-	-	-	-	-
C44	Other Skin	8	80.0	-	-	1	10.0	-	-	-	-	1	10.0	10	100.0
C45	Mesothelioma	-	-	-	-	-	-	-	-	-	-	-	-	-	-
C46	Kaposi Sarcoma	-	-	-	-	-	-	-	-	-	-	-	-	-	-
C47+C49	Conn. & Soft Tissue	4	100.0	-	-	-	-	-	-	-	-	-	-	4	100.0
C50	Breast	3	75.0	-	-	1	25.0	-	-	-	-	-	-	4	100.0
C60	Penis	10	100.0	-	-	-	-	-	-	-	-	-	-	10	100.0
C61	Prostate	14	77.8	-	-	1	5.6	-	-	-	-	3	16.7	18	100.0
C62	Testis	4	100.0	-	-	-	-	-	-	-	-	-	-	4	100.0
C63	Other Male Genital	1	100.0	-	-	-	-	-	-	-	-	-	-	1	100.0
C64	Kidney etc.	2	50.0	-	-	1	25.0	-	-	-	-	1	25.0	4	100.0
C65	Renal Pelvis	-	-	-	-	-	-	-	-	-	-	-	-	-	-
C66	Ureter	-	-	-	-	-	-	-	-	-	-	-	-	-	-
C67	Urinary Bladder	10	83.3	-	-	1	8.3	-	-	-	-	1	8.3	12	100.0
C68	Uns.Urinary Organs	1	100.0	-	-	-	-	-	-	-	-	-	-	1	100.0
C69	Eye	-	-	-	-	-	-	-	-	-	-	-	-	-	-
C70-C72	Brain, Nervous System	2	18.2	-	-	-	-	-	-	-	-	9	81.8	11	100.0
C73	Thyroid	1	16.7	-	-	5	83.3	-	-	-	-	-	-	6	100.0
C74	Adrenal Gland	-	-	-	-	-	-	-	-	-	-	-	-	-	-
C81	Hodgkins Disease	-	-	-	-	-	-	-	-	-	-	-	-	-	-
C82-C85	NHL	9	69.2	-	-	2	15.4	-	-	-	-	2	15.4	13	100.0
C88	Malig Imn.Prol D	-	-	-	-	-	-	-	-	-	-	-	-	-	-
C90	Multiple Myeloma	-	-	-	-	-	-	-	-	-	-	-	-	-	-
C91	Lymphoid Leuk.	-	-	-	-	-	-	1	20.0	4	80.0	-	-	5	100.0
C92-C94	Myeloid Leukaemia	1	9.1	-	-	-	-	1	9.1	9	81.8	-	-	11	100.0
C95	Leukaemia Uns	-	-	-	-	-	-	1	20.0	4	80.0	-	-	5	100.0
C96	CMD,O&U LMH	-	-	-	-	-	-	-	-	7	100.0	-	-	7	100.0
O&U*	Other and Uns	27	17.8	3	2.0	60	39.5	-	-	-	-	62	40.8	152	100.0
	All Sites	814	63.0	7	0.5	222	17.2	3	0.2	24	1.9	222	17.2	1292	100.0

* O&U includes the Sites(ICD-10:C26, C39, C48, C75, C76, C77, C78, C79, C80, C97)

**TABLE MEA-6(b): Number (#) and Proportion (%) of Cancers by Site
(ICD-10) and Detailed Microscopic Diagnosis: 2012 - 2014 - Females
MIZORAM STATE EXCL. AIZAWL**

ICD-10	Site	Pri. Hist		Sec. Hist		Cytology		Blood Film		Bone Marrow		Others		Total	
		#	%	#	%	#	%	#	%	#	%	#	%	#	%
C00	Lip	3	100.0	-	-	-	-	-	-	-	-	-	-	3	100.0
C01-C02	Tongue	2	66.7	-	-	-	-	-	-	-	-	1	33.3	3	100.0
C03-C06	Mouth	7	100.0	-	-	-	-	-	-	-	-	-	-	7	100.0
C07-C08	Salivary Gland	-	-	-	-	2	100.0	-	-	-	-	-	-	2	100.0
C09	Tonsil	3	75.0	-	-	1	25.0	-	-	-	-	-	-	4	100.0
C10	Oth. Oropharynx	-	-	-	-	-	-	-	-	-	-	-	-	-	-
C11	Nasopharynx	17	77.3	-	-	5	22.7	-	-	-	-	-	-	22	100.0
C12-C13	Hypopharynx	4	66.7	-	-	1	16.7	-	-	-	-	1	16.7	6	100.0
C14	Pharynx Unspecified	-	-	-	-	-	-	-	-	-	-	-	-	-	-
C15	Oesophagus	33	84.6	-	-	1	2.6	-	-	-	-	5	12.8	39	100.0
C16	Stomach	111	89.5	-	-	1	0.8	-	-	-	-	12	9.7	124	100.0
C17	Small Intestine	2	66.7	-	-	-	-	-	-	-	-	1	33.3	3	100.0
C18	Colon	18	85.7	-	-	1	4.8	-	-	-	-	2	9.5	21	100.0
C19-C20	Rectum	24	96.0	-	-	-	-	-	-	-	-	1	4.0	25	100.0
C21	Anus & Anal Canal	-	-	-	-	-	-	-	-	-	-	-	-	-	-
C22	Liver	16	29.6	1	1.9	24	44.4	-	-	-	-	13	24.1	54	100.0
C23-C24	Gallbladder etc.	8	53.3	-	-	3	20.0	-	-	-	-	4	26.7	15	100.0
C25	Pancreas	-	-	-	-	-	-	-	-	-	-	2	100.0	2	100.0
C30-C31	Nose, Sinuses etc.	2	66.7	-	-	1	33.3	-	-	-	-	-	-	3	100.0
C32	Larynx	5	71.4	-	-	1	14.3	-	-	-	-	1	14.3	7	100.0
C33-C34	Lung etc.	53	39.0	1	0.7	47	34.6	-	-	-	-	35	25.7	136	100.0
C37-C38	Other Thoracic Organs	-	-	-	-	-	-	-	-	-	-	-	-	-	-
C40-C41	Bone	3	50.0	-	-	1	16.7	-	-	-	-	2	33.3	6	100.0
C43	Melanoma of Skin	-	-	-	-	-	-	-	-	-	-	-	-	-	-
C44	Other Skin	6	60.0	-	-	4	40.0	-	-	-	-	-	-	10	100.0
C45	Mesothelioma	-	-	-	-	-	-	-	-	-	-	-	-	-	-
C46	Kaposi Sarcoma	-	-	-	-	-	-	-	-	-	-	-	-	-	-
C47+C49	Conn. & Soft Tissue	-	-	-	-	-	-	-	-	-	-	-	-	-	-
C50	Breast	76	65.5	-	-	38	32.8	-	-	-	-	2	1.7	116	100.0
C51	Vulva	1	100.0	-	-	-	-	-	-	-	-	-	-	1	100.0
C52	Vagina	1	100.0	-	-	-	-	-	-	-	-	-	-	1	100.0
C53	Cervix Uteri	158	94.6	-	-	1	0.6	-	-	-	-	8	4.8	167	100.0
C54	Corpus Uteri	5	100.0	-	-	-	-	-	-	-	-	-	-	5	100.0
C55	Uterus Unspecified	3	75.0	-	-	-	-	-	-	-	-	1	25.0	4	100.0
C56	Ovary etc.	21	84.0	-	-	-	-	-	-	-	-	4	16.0	25	100.0
C57	Other Female Genital	-	-	-	-	-	-	-	-	-	-	-	-	-	-
C58	Placenta	5	100.0	-	-	-	-	-	-	-	-	-	-	5	100.0
C64	Kidney etc.	1	100.0	-	-	-	-	-	-	-	-	-	-	1	100.0
C65	Renal Pelvis	-	-	-	-	-	-	-	-	-	-	-	-	-	-
C66	Ureter	-	-	-	-	-	-	-	-	-	-	-	-	-	-
C67	Urinary Bladder	10	76.9	-	-	-	-	-	-	-	-	3	23.1	13	100.0
C68	Uns.Urinary Organs	-	-	-	-	-	-	-	-	-	-	-	-	-	-
C69	Eye	2	100.0	-	-	-	-	-	-	-	-	-	-	2	100.0
C70-C72	Brain, Nervous System	2	10.5	-	-	1	5.3	-	-	-	-	16	84.2	19	100.0
C73	Thyroid	18	81.8	-	-	4	18.2	-	-	-	-	-	-	22	100.0
C74	Adrenal Gland	-	-	-	-	-	-	-	-	-	-	-	-	-	-
C81	Hodgkins Disease	-	-	-	-	-	-	-	-	-	-	-	-	-	-
C82-C85	NHL	3	42.9	-	-	3	42.9	-	-	-	-	1	14.3	7	100.0
C88	Malig Imn.Prol D	-	-	-	-	-	-	-	-	-	-	-	-	-	-
C90	Multiple Myeloma	-	-	-	-	-	-	-	-	-	-	-	-	-	-
C91	Lymphoid Leuk.	-	-	-	-	-	-	2	22.2	7	77.8	-	-	9	100.0
C92-C94	Myeloid Leukaemia	1	8.3	-	-	-	-	2	16.7	9	75.0	-	-	12	100.0
C95	Leukaemia Uns	-	-	-	-	-	-	-	-	5	100.0	-	-	5	100.0
C96	CMD,O&U LMH	-	-	-	-	-	-	-	-	6	100.0	-	-	6	100.0
O&U*	Other and Uns	26	23.4	2	1.8	31	27.9	-	-	-	-	52	46.8	111	100.0
	All Sites	650	63.5	4	0.4	171	16.7	4	0.4	27	2.6	167	16.3	1023	100.0

* O&U includes the Sites(ICD-10:C26, C39, C48, C75, C76, C77, C78, C79, C80, C97)

**TABLE MEA-7(a): Cumulative Rate (Cu.Rate%) & Cumulative Risk (Cu.Risk)
of individual sites (ICD-10) based on age specific rates
(from 0-64 and from 0-74 Years): 2012 - 2014 - Males
MIZORAM STATE EXCL. AIZAWL**

ICD-10	Site	0-64 Years		0-74 Years	
		Cu.Rate %	Cu.Risk	Cu.Rate %	Cu.Risk
C00	Lip	0.0	0.0	0.0	0.0
C01-C02	Tongue	0.1	0.1	0.2	0.2
C03-C06	Mouth	0.2	0.2	0.2	0.2
C07-C08	Salivary Gland	0.0	0.0	0.0	0.0
C09	Tonsil	0.0	0.0	0.0	0.0
C10	Oth. Oropharynx	0.0	0.0	0.1	0.1
C11	Nasopharynx	0.4	0.4	0.7	0.7
C12-C13	Hypopharynx	0.6	0.6	0.7	0.7
C14	Pharynx Unspecified	0.1	0.1	0.1	0.1
C15	Oesophagus	1.7	1.7	2.5	2.5
C16	Stomach	2.0	1.9	5.1	5.0
C17	Small Intestine	0.0	0.0	0.0	0.0
C18	Colon	0.3	0.3	0.5	0.5
C19-C20	Rectum	0.3	0.3	0.7	0.7
C21	Anus & Anal Canal	0.0	0.0	0.0	0.0
C22	Liver	0.6	0.6	1.2	1.2
C23-C24	Gallbladder etc.	0.1	0.1	0.2	0.2
C25	Pancreas	0.1	0.1	0.2	0.2
C30-C31	Nose, Sinuses etc.	0.0	0.0	0.1	0.1
C32	Larynx	0.4	0.4	0.6	0.6
C33-C34	Lung etc.	1.4	1.4	3.7	3.6
C37-C38	Other Thoracic Organs	-	-	-	-
C40-C41	Bone	0.0	0.0	0.0	0.0
C43	Melanoma of Skin	-	-	-	-
C44	Other Skin	0.0	0.0	0.1	0.1
C45	Mesothelioma	-	-	-	-
C46	Kaposi Sarcoma	-	-	-	-
C47+C49	Conn. & Soft Tissue	0.0	0.0	0.0	0.0
C50	Breast	0.0	0.0	0.1	0.1
C60	Penis	0.1	0.1	0.2	0.2
C61	Prostate	0.1	0.1	0.3	0.3
C62	Testis	0.0	0.0	0.0	0.0
C63	Other Male Genital	-	-	-	-
C64	Kidney etc.	0.0	0.0	0.1	0.1
C65	Renal Pelvis	-	-	-	-
C66	Ureter	-	-	-	-
C67	Urinary Bladder	0.1	0.1	0.2	0.2
C68	Uns.Urinary Organs	-	-	0.0	0.0
C69	Eye	-	-	-	-
C70-C72	Brain, Nervous System	0.1	0.1	0.1	0.1
C73	Thyroid	0.0	0.0	0.2	0.2
C74	Adrenal Gland	-	-	-	-
C81	Hodgkins Disease	-	-	-	-
C82-C85	NHL	0.1	0.1	0.3	0.3
C88	Malign.Imm.Prol D	-	-	-	-
C90	Multiple Myeloma	-	-	-	-
C91	Lymphoid Leuk.	0.0	0.0	0.0	0.0
C92-C94	Myeloid Leukaemia	0.1	0.1	0.1	0.1
C95	Leukaemia Uns	0.0	0.0	0.1	0.1
C96	CMD,O&U LMH	0.0	0.0	0.1	0.1
O&U*	Other and Uns	1.1	1.1	2.3	2.3
	All Sites	10.20	9.69	21.08	19.01

* O&U includes the Sites(ICD-10:C26, C39, C48, C75, C76, C77, C78, C79, C80, C97)

**TABLE MEA-7(b): Cumulative Rate (Cu.Rate%) & Cumulative Risk (Cu.Risk)
of individual sites (ICD-10) based on age specific rates
(from 0-64 and from 0-74 Years): 2012 - 2014 - Females
MIZORAM STATE EXCL. AIZAWL**

ICD-10	Site	0-64 Years		0-74 Years	
		Cu.Rate %	Cu.Risk	Cu.Rate %	Cu.Risk
C00	Lip	0.0	0.0	0.1	0.1
C01-C02	Tongue	-	-	0.1	0.1
C03-C06	Mouth	0.0	0.0	0.1	0.1
C07-C08	Salivary Gland	0.0	0.0	0.0	0.0
C09	Tonsil	0.1	0.1	0.1	0.1
C10	Oth. Oropharynx	-	-	-	-
C11	Nasopharynx	0.2	0.2	0.3	0.3
C12-C13	Hypopharynx	0.1	0.1	0.1	0.1
C14	Pharynx Unspecified	-	-	-	-
C15	Oesophagus	0.5	0.4	0.7	0.7
C16	Stomach	1.1	1.1	2.2	2.2
C17	Small Intestine	0.0	0.0	0.0	0.0
C18	Colon	0.1	0.1	0.3	0.3
C19-C20	Rectum	0.2	0.2	0.4	0.4
C21	Anus & Anal Canal	-	-	-	-
C22	Liver	0.5	0.5	0.9	0.9
C23-C24	Gallbladder etc.	0.1	0.1	0.3	0.3
C25	Pancreas	0.0	0.0	0.1	0.1
C30-C31	Nose, Sinuses etc.	0.0	0.0	0.1	0.1
C32	Larynx	0.0	0.0	0.1	0.1
C33-C34	Lung etc.	1.1	1.1	3.0	3.0
C37-C38	Other Thoracic Organs	-	-	-	-
C40-C41	Bone	0.1	0.1	0.1	0.1
C43	Melanoma of Skin	-	-	-	-
C44	Other Skin	0.0	0.0	0.1	0.1
C45	Mesothelioma	-	-	-	-
C46	Kaposi Sarcoma	-	-	-	-
C47+C49	Conn. & Soft Tissue	-	-	-	-
C50	Breast	1.2	1.2	1.5	1.5
C51	Vulva	0.0	0.0	0.0	0.0
C52	Vagina	0.0	0.0	0.0	0.0
C53	Cervix Uteri	1.6	1.6	2.0	2.0
C54	Corpus Uteri	0.1	0.1	0.1	0.1
C55	Uterus Unspecified	0.1	0.1	0.1	0.1
C56	Ovary etc.	0.2	0.2	0.3	0.3
C57	Other Female Genital	-	-	-	-
C58	Placenta	0.0	0.0	0.0	0.0
C64	Kidney etc.	0.0	0.0	0.0	0.0
C65	Renal Pelvis	-	-	-	-
C66	Ureter	-	-	-	-
C67	Urinary Bladder	0.1	0.1	0.3	0.3
C68	Uns.Urinary Organs	-	-	-	-
C69	Eye	0.0	0.0	0.0	0.0
C70-C72	Brain, Nervous System	0.1	0.1	0.4	0.4
C73	Thyroid	0.2	0.2	0.3	0.3
C74	Adrenal Gland	-	-	-	-
C81	Hodgkins Disease	-	-	-	-
C82-C85	NHL	0.0	0.0	0.1	0.1
C88	Malign.Imn.Prol D	-	-	-	-
C90	Multiple Myeloma	-	-	-	-
C91	Lymphoid Leuk.	0.0	0.0	0.1	0.1
C92-C94	Myeloid Leukaemia	0.1	0.1	0.2	0.2
C95	Leukaemia Uns	0.0	0.0	0.1	0.1
C96	CMD,O&U LMH	0.0	0.0	0.0	0.0
O&U*	Other and Uns	0.9	0.9	1.9	1.8
	All Sites	8.93	8.54	16.38	15.11

* O&U includes the Sites(ICD-10:C26, C39, C48, C75, C76, C77, C78, C79, C80, C97)